FACT BOOK

opportunity & success

NORTHWEST FLORIDA
STATE COLLEGE
www.nwfsc.edu

Data Presented for the 2014-2015 Reporting Year

NORTHWEST FLORIDA STATE COLLEGE is dedicated to the concepts of equity and equal opportunity. It is the specific intention of the college not to discriminate on the basis of age, color, ethnicity, disability, marital status, national origin, pregnancy, race, religion, genetic information or gender, in its employment practices or in the admission and treatment of students in its programs or activities.

NWF STATE COLLEGE EQUITY COORDINATOR:

Nancy Murphy
Director, Human Resources/Equity Coordinator

100 College Boulevard E.
Niceville, FL 32578-1295

850-729-5365
murphyn@nwfsc.edu

Purpose

The Fact Book is published annually by Northwest Florida State College (NWF State College) and is designed to provide a statistical history of the College's annual progress and information related to its mission, programs, and services. In general, data are presented for the current and previous four years. Graphs and charts provide an "at a glance" comparative perspective. Materials and data used to develop the Fact Book are available to college faculty and to staff who wish to include the information in other college documents, reports or presentations. The entire document is also posted on the college web site at www.nwfsc.edu/AboutNWF/InstitutionalResearch/FACTS.cfm. Additional statistical information not included in the Fact Book due to space restrictions, is available from of NWF State College. For information, contact the NWF State College Office of Institutional Research at (850) 729-6485.

Accreditation

Northwest Florida State College is accredited by the Southern Association of Colleges and Schools Commission on Colleges to award baccalaureate and associate degrees, certificates and diplomas. Contact the Commission on Colleges at 1866 Southern Lane, Decatur, Georgia 30033-4097 or call 404-679-4500 for questions about the accreditation of Northwest Florida State College.

www.sacscoc.org

NWF State College Board of Trustees

	TERM ENDS*
C. Wayne Ansley	5/31/15
D. Bradley Drake	5/31/14
Michael M. Flynt, Sr.	5/31/14
Rachel R. Gillis	5/31/13
Brian S. Pennington	5/31/11
Marijo Strauss	5/31/13

Dr. Ty Handy, NWF State College President and Corporate Secretary
Hayward Dykes, Attorney for the Board

**Trustees with terms ending 5/31/11, 5/31/13, and 5/31/14 serve until the Governor makes additional appointments.*

Table of Contents

Preface
Purpose i
NWF State College Board of Trustees i
Table of Contents ii

The College
Mission Statement – Values – Vision 2020 2
Introduction to NWF State College 3
College Profile 4
District Served 6
Fact Sheets – Reporting Year 2014-2015 7
General NWF State College Information 11
Notes of Interest 14
Historical Timeline 15

The Student Population
Description of Student Population 20
Student Enrollment (FTE) – Ten Year/Five Year Trends 21
Annual Student Enrollment 22
Student Financial Assistance 23
NWF State College Funded Scholarships 25

Instructional Locations
NWF State College Headcount/FTE by Locations 28
Niceville Campus 29
Chautauqua Center – DeFuniak Springs 36
Eglin Air Force Base Center – Eglin Air Force Base 41
Fort Walton Beach Campus 46
Hurlburt Field Center – Hurlburt Field 51
Robert L. F. Sikes Education Center – Crestview 56
South Walton Center – Santa Rosa Beach 61

Instruction
Programs Offered 68
Degrees and Awards Granted 70
Bachelor of Applied Science (BAS) Degree 71
Bachelor of Science in Education (BSE) Degree 74
Bachelor of Science in Nursing (BSN) Degree 76
Collegiate High School at NWF State College 78
eCampus/Distance Learning 81
Learning Resources Center 82

Personnel
All Employees – Fall 2014 85
All Employees – Five Year Trend 87

Facilities
Facilities Inventory 90
Physical Plant Assets 93

Finance
Financial Summary 96
Revenues – Five Year Trend 97
Expenditures – Five Year Trend 98

Terms and Definitions
Terms and Definitions 100

The College

NWF State College Mission Statement

Northwest Florida State College improves lives. We deliver outstanding educational programs that are relevant, accessible, and engaging for students of all ages and provide exceptional cultural, athletic, and economic development activities for the communities served. We commit to excellence, creativity, integrity, and services.

Values

- **Opportunity** – meeting each student's educational need at his or her level of ability
- **Excellence** – achieving the highest standards
- **Learning** – acquiring new skills, insights, and ideas
- **Success** – preparing students for the future
- **Creativity** – finding innovative ways to accomplish our objectives
- **Community** – listening and responding to community needs
- **Teamwork** – supporting and respecting each other and those we serve

Vision 2020

Vision 2020 comprises a new mission statement for the college, a statement of seven core values that are central to all our programs and services, and an accompanying Vision outline. Vision 2020 will focus the work of the college over the coming years and be fully incorporated into all aspects of college life. Vision 2020 was prepared following several months of discussion and work within various standing committees of the college. The college's governing Board of Trustees approved the new mission statement and guiding values for the college in early 2011.

Vision One: A Learning-Centered Community

Northwest Florida State College will be a college that places the teaching-learning process at the core of our existence and seeks to improve student success.

- We will assess student learning, hold ourselves accountable for learning outcomes, and invest in resources to improve student learning outcomes.
- We will use learning-focused methods that actively engage students and will seek to help students understand that they are an integral part of the teaching-learning process.
- We will provide learning environments, both in and out of the classroom, that meet student learning needs and encourage student success.

Vision Two: Access to Opportunity

Northwest Florida State College will be the gateway to higher education opportunity for students in areas we serve.

- We will provide educational opportunities at multiple sites and varying times and through alternative delivery methods that maximize the opportunity to earn an education.
- We will seek efficiency and quality while maintaining an affordable tuition level.

Vision Three: Community Engagement

Northwest Florida State College will be recognized as a critical community resource and a valuable partner in advancing cultural, economic, and educational aspirations.

- We will develop partnerships with community organizations to promote educational opportunity.
- We will provide a rich inventory of cultural, athletic, life-long learning, and academic experiences that engage community members in the life of the college.
- We will offer cultural and educational opportunities to the many constituencies we serve in a deliberate effort to broaden and enrich the lives we touch.

Vision Four: Institutional Growth

Northwest Florida State College will seek to grow strategically in areas that increase our impact on the Communities we serve.

- We will increase program offerings and enrollments in baccalaureate and career/technical programs.
- We will increase the proportion of students we enroll from the communities we serve.

Vision Five: Financial Stewardship

Northwest Florida State College will be financially secure and will practice wise financial stewardship.

- We will grow the College Foundation's asset base and increase its annual impact on the college.
- We will maintain sufficient financial reserves to provide security, flexibility, and institutional innovation and development.

Vision Six: A Great Place to Work

Northwest Florida State College will be one of the leading employers in our service area by offering competitive compensation packages and investments in personal and professional development programs and will place an emphasis on job security.

- We will offer a combination of salary and benefits that allows us to recruit and retain the best possible employees.
- We will invest in the personal and professional development of our workforce and provide employees with the tools they need to do their jobs well and prepare them for future career opportunities.

Introduction to NWF State College

General

NWF State College is a regionally accredited, public institution that is part of the Florida College System, which is comprised of the state's 28 community and state colleges. Northwest Florida State College is accredited by the Commission on Colleges of the Southern Association of Colleges and Schools to award baccalaureate and associate degrees, certificates and diplomas.

NWF State College is one of the 24 colleges in the Florida College System authorized to offer baccalaureate degrees. Baccalaureate degree programs began at the college in Fall Term 2004 following approval in 2003 from the Florida Department of Education and a change in the college's accreditation status. Current bachelor's programs include a Bachelor of Applied Science degree program in Project Management, Bachelor of Applied Science in Management and Supervision, a Bachelor of Science degree in Nursing and three Bachelor of Science in Education degrees, and a Bachelor of Science Degree in Early Childhood Education, Birth through Four program. In addition to more than 96 different Associate degree and certificate programs, the college also provides adult basic education, high school equivalency instruction, English-as-a-Second-Language courses, non-credit continuing education, distance learning, dual enrollment for high school students, and customized training for business and industry. NWF State College operates a charter school, the Collegiate High School, on the college's Niceville Campus that allows motivated students in grades 10, 11, and 12 to complete a high school diploma and a college degree at the same time.

Located in the coastal heart of Northwest Florida, the college's primary service district includes Okaloosa and Walton counties, an area that stretches from the Gulf of Mexico to Alabama state line. The college district (Okaloosa and Walton Counties combined) has a population in excess of 201,864 permanent residents age 18 and older. (Source U.S. Census Bureau)

NWF State College operates seven campuses and centers. In addition to the Niceville Campus, the college operates a fully-combined joint campus with the University of West Florida at the Fort Walton Beach Campus and full-time educational centers: Chautauqua Center in DeFuniak Springs, Robert L. F. Sikes Education Center in Crestview, South Walton Center in Santa Rosa Beach, Eglin Air Force Base Center on Eglin AFB, and Hurlburt Field Center on Hurlburt Field.

NWF State College is proud to celebrate 50 years of "Success by Degrees." Established by the Florida Legislature in April 1963 as the 18th of the state's eventual 28 community colleges, Okaloosa-Walton Junior College (OWJC) first opened its doors to students in August 1964 at a temporary campus in Valparaiso. At the time, OWJC had a faculty of ten instructors, three support personnel and five administrators for the 309 full-time and 458 part-time students on hand. The college's faculty now consists of approximately 99[1] full-time instructors and 170[1] part-time instructors, as well as 227[1] full-time staff and 13[1] executives at seven educational centers, serving approximately 13,248[2] students annually. Since the college's founding, more than 380,311[2] students have been served and more than 38,744[3] degrees have been granted.

1 Annual Equity Report Fall 2014 & CCTCMIS, APR DATABASE, OPE24B2, 10/28/14
2 NEXUS OSS014B Fact Book: Annual Information by Campus Unduplicated Headcount Credit and Non-Credit
3 FCS Student Data Base Term 1E-3E; AA-1A Verification Report Totals, NEXUS OSS014B Fact Book: Annual Information by Campus

College Profile

Campus Locations

- Chautauqua Center
  908 U.S. Highway 90 West
  DeFuniak Springs, FL 32433
- Eglin Air Force Base Center
  Education Services Bldg. 251, Room 127
  Eglin AFB, FL 32542
- Fort Walton Beach Campus
  1170 Martin Luther King Jr., Boulevard
  Fort Walton Beach, FL 323547
- Hurlburt Field Center
  Education Services Building 90220
  Hurlburt Field, FL 32544
- Niceville Campus
  100 College Boulevard, East
  Niceville, FL 32578
- Robert L. F. Sikes Education Center
  805 E. James Lee Boulevard
  Crestview, FL 32536
- South Walton Center
  109 Greenway Trail
  Santa Rosa Beach, FL 3245

WEB ADDRESS	www.nwfsc.edu
ESTABLISHED	1963
OPENED	1964
ACCREDITATION	Northwest Florida State College is accredited by the Southern Association of Colleges and Schools Commission on Colleges to award baccalaureate and associate degrees, certificates and diplomas. Contact the Commission on Colleges at 1866 Southern Lane, Decatur, Georgia 30033-4097 or call 404-679-4500 for questions about the accreditation of Northwest Florida State College.
TYPE OF INSTITUTION	Public
DEGREES OFFERED	**Bachelor of Applied Science (BAS) Degree** • Management and Supervision – Health Care Management • Management and Supervision – Human Resources Management • Management and Supervision – Public Service Management • Management and Supervision – Supervision • Project Management – Acquisitions • Project Management – Project Management • Project Management – Quality Improvement • Project Management – Technology Management **Bachelor of Science in Education (BSE) Degree** • Early Childhood Education, Birth through Four • Elementary Education (BSE) • Middle Grades General Science • Middle Grades Mathematics **Bachelor of Science in Nursing (BSN) Degree** • Nursing **Associate in Arts (AA)** **Associate in Science (AS)** **Associate in Applied Science (AAS)*** *NOTE: *The AAS programs have been discontinued and no longer accept new students.*
OTHER AWARDS	College Credit Certificate (CCC) Postsecondary Adult Vocational Program (PSAV) Applied Technology Diploma (ATD)
CALENDAR	Three semesters with nine terms per year

ENROLLMENT

	2014-2015
Total Annual	13,248
College Credit	10,403
Non-College Credit	2,845

Source: NEXUS OSS014B1

ANNUAL FTE

Total Annual 2014-2015 – 4,776.1

Source: FCS, FTE Enrollment by ICS by term: Funded FTE3 FTCOLFF 5/21/15

AVERAGE CLASS SIZE

2014-2015 = 18 students

Source: NEXUS Query Class File (STC710P0)

STUDENT TO FACULTY RATIO

2014-2015 = 26 students

Source: IPEDS Fall 2014 Enrollment

FACULTY

	2014-2015
Full-Time	99
Part-Time	170
Total	269

Source: FSC APR Data Base 2014-15

FACULTY DEGREES (Full-time)

	Doctorate	Masters Plus 30	Masters	Bachelors
2014-2015	46%	10%	39%	5%

Source: FSC APR Data Base, RSALDEG Report 10/10/2014

LEARNING RESOURCES CENTER COLLECTION

	2014-2015
Volumes of Print	115,682
Audio Visual Materials	6,347
Digital Resources	91,246

Source: Director of Learning Resources, NWFSC, August 2014

ATHLETICS

Intercollegiate Sports:

- Baseball (Men)
- Basketball (Men & Women)
- Fast Pitch Softball (Women)

Intramural Activities (based on student interest):

- Backgammon
- Basketball
- Flag Football
- Racquetball
- Softball
- Tennis
- Volleyball

TUITION

COLLEGE CREDIT TUITION	2014-2015
Tuition in-state (30 hours)	$3,120.30
Alabama resident (30 hours)	$3,150.30
Tuition out-of-state (30 hours)	$11,940.60
Credit in-state per credit hour	$104.01
Credit Alabama resident per credit hour	$105.01
Credit out-of-state per credit hour	$398.02
Baccalaureate in-state per credit hour	$122.59
Baccalaureate Alabama resident per credit hour	$123.59
Baccalaureate out-of-state per credit hour	$450.86

Source: NWFSC Operating budget Fiscal Year 2014-2015 Report

BUDGET

	2014-2015
Current Funds – Unrestricted	$33,015,955
Current Funds – Unrestricted, Current Funds – Restricted, Auxiliary Funds, and Unexpended Plant & Renewals/ Replacement Funds	$42,980,381

Source: NWFSC Operating Budget Manual, Exhibit E & Attachment 1-D 2014-2015 Fiscal Year

District Served

NWF State College primarily serves a two-county service district of Okaloosa and Walton counties in Florida.

OKALOOSA COUNTY

- Land Area: 936 square miles
- Population (2014 estimate): 196,512
- Persons Per Square Mile: 194

SOURCES: U.S. Census Bureau Quick Facts; America at a Glance

WALTON COUNTY

- Land Area: 1,058 square miles
- Population (2014 estimate): 61,530
- Persons Per Square Mile: 53

ESTIMATED POPULATION GROWTH			
	2020	**2030**	**2040**
Okaloosa County	200,631	213,951	225,363
Walton County	69,414	85,021	98,591

Source: Florida Demographic Estimating Conference, February 2015 and the University of Florida, Bureau of Economic and Business Research, Florida Population Studies, Bulletin 171, April 2015

Map of District Served

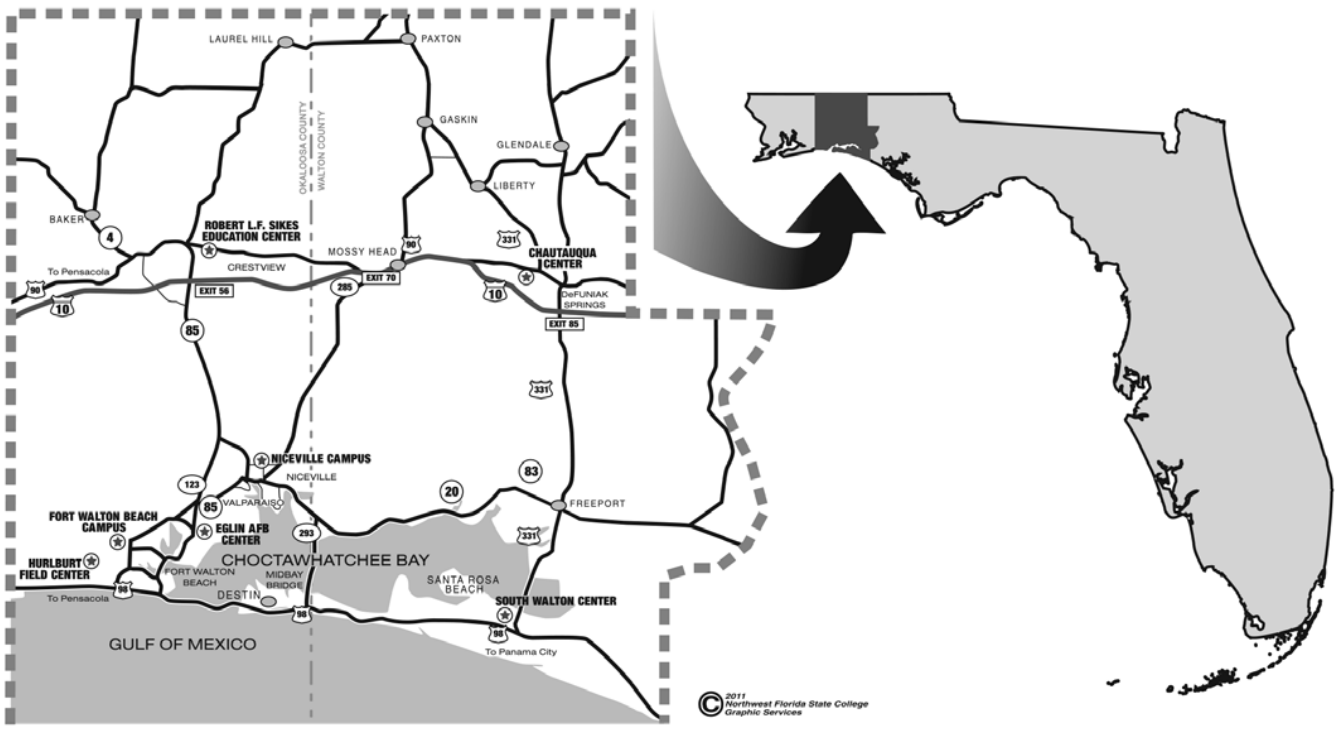

FACT SHEET

Annual Student Enrollment – Reporting Year 2014-2015*

TOTAL – (UNDUPLICATED HEADCOUNT)	13,248	100.0%
CREDIT		
Full-Time 40.0% Part-Time 60.0%	10,403	78.5%
Non-Credit	2,845	21.5%
GENDER		
Female	7,240	54.6%
Male	6,008	45.4%
RACE		
White	9,815	74.1%
Black/African American	1,230	9.3%
Other	2,203	34.9%
RESIDENCY		
Okaloosa County	7,517	56.7%
Walton County	1,110	8.4%
Other	4,621	34.9%
PROGRAM OBJECTIVES		
Baccalaureate	759	5.7%
Associate of Arts	4,055	30.6%
Associate in Science	1,586	12.0%
Vocational Certificate	205	1.5%
College Certificate/Applied Technology Diploma	251	1.9%
Other (Dual Enrolled/Concurrent/Transients)	3,269	24.7%
Adult Ed/Lifelong Learning/Rec. & Leisure	2,845	21.5%
Undecided	278	2.1%
NOTE: *Reporting Year 2014-2015 (Summer semester 2014, Fall semester 2014, and Spring semester 2015)		

Source: NEXUS OSS014B1 Information by Campus (Annual)

Annual Full-Time Equivalent (FTE) Enrollment – Reporting Year 2014-2015*

TOTAL FTE BY ICS – (REPORTING YEAR)	4,776.1	100.0%
Advanced & Professional (Baccalaureate)	360.1	7.5%
Advanced & Professional	3,252.4	68.1%
Postsecondary Vocational	670.7	14.0%
Postsecondary Adult Vocational	156.1	3.3%
Developmental Education	167.3	3.5%
Adult Basic & Secondary	169.5	3.6%
TOTAL FTE BY TERM	4,776.1	100.0%
Summer Term 2014	771.0	16.1%
Fall Term 2014	2,046.8	42.9%
Spring Term 2015	1,958.3	41.0%
NOTE: *Reporting Year 2014-2015 (Summer semester 2014, Fall semester 2014, and Spring semester 2015)		

Source: FCS, FTE Enrollment by ICS BY TERM: FUNDED 2014-15 FTE3 (FTCOLFF 5/21/15)

FACT SHEET

Student Enrollment – Summer Semester 2014

TOTAL (UNDUPLICATED HEADCOUNT)	4,819	100.0%
CREDIT		
Full-Time 27.0% Part-Time 73.0%	3,806	79.0%
Non-Credit	1,013	21.0%
GENDER		
Female	2,724	56.5%
Male	2,095	43.5%
RACE		
White	3,455	71.7%
Black/African American	500	10.4%
Other	864	17.9%
CLASSIFICATION (CREDIT ONLY)		
Freshman	1,599	42.0%
Sophomore	915	24.0%
Unclassified	1,292	34.0%
RESIDENCY		
Okaloosa County	2,753	57.1%
Walton County	347	7.2%
Other	1,719	35.7%
PROGRAM OBJECTIVES		
Baccalaureate	390	8.1%
Associate in Arts	1,225	25.4%
Associate in Science/Associate in Applied Science	613	12.8%
Vocational Certificate	55	1.1%
College Certificate/Applied Technology Diploma	87	1.8%
Other (Dual Enrolled/Concurrent/Transients)	1,225	35.4%
Adult Ed/Lifelong Learning/Rec. & Leisure	1,013	21.0%
Undecided	211	4.4%

Source: NEXUS OSS014B1 Information by Campus

Full-Time Equivalent (FTE) Enrollment – Summer Semester 2014

TOTAL FTE BY ICS	771.0	100.0%
Advanced & Professional (Baccalaureate)	82.2	10.7%
Advanced & Professional	510.5	66.2%
Postsecondary Vocational	104.8	13.6%
Postsecondary Adult Vocational	16.5	2.1%
Developmental Education	30.5	4.0%
Adult Basic & Secondary	26.5	3.4%
TOTAL FTE – (REPORTING YEAR)	4,776.1	100.0%
Summer Term 2014	771.0	16.1%
Fall Term 2014	2,046.8	42.9%
Spring Term 2015	1,958.3	41.0%

Source: FCS, FTE Enrollment By ICS by Term: Funded 2014-15 FTE3 (FTCOLFF 5 /21/2015)

FACT SHEET

Student Enrollment – Fall Semester 2014

TOTAL (UNDUPLICATED HEADCOUNT)	8,236	100.0%
CREDIT		
Full-Time 41.0% Part-Time 59.0%	7,045	85.5%
Non-Credit	1,191	14.5%
GENDER		
Female	4,647	56.4%
Male	3,589	43.6%
RACE		
White	6,193	75.2%
Black/African American	763	9.3%
Other	1,280	15.5%
CLASSIFICATION (CREDIT ONLY)		
Freshman	3,351	47.6%
Sophomore	1,744	24.8%
Unclassified	1,950	27.6%
RESIDENCY		
Okaloosa County	4,708	57.2%
Walton County	659	8.0%
Other	2,869	34.8%
PROGRAM OBJECTIVES		
Baccalaureate	577	7.0%
Associate in Arts	2,774	33.7%
Associate in Science/Associate in Applied Science	1,105	13.4%
Vocational Certificate	111	1.3%
College Certificate/Applied Technology Diploma	167	2.0%
Other (Dual Enrolled/Concurrent/Transients)	2,108	25.6%
Adult Ed/Lifelong Learning/Rec. & Leisure	1,191	14.5%
Undecided	203	2.5%

Source: NEXUS OSS014B1 Information by Campus

Full-Time Equivalent (FTE) Enrollment – Fall Semester 2014

TOTAL FTE BY ICS	2,046.8	100.0%
Advanced & Professional (Baccalaureate)	139.2	6.8%
Advanced & Professional	1,412.0	69.0%
Postsecondary Vocational	286.3	14.0%
Postsecondary Adult Vocational	60.7	3.0%
Developmental Education	76.5	3.7%
Adult Basic & Secondary	72.1	3.5%
TOTAL FTE – (REPORTING YEAR)	4,776.1	100.0%
Summer Term 2014	771.0	16.1%
Fall Term 2014	2,046.8	42.9%
Spring Term 2015	1,958.3	41.0%

Source: FCS, FTE Enrollment By ICS BY Term: Funded 2014-15 FTE3 (FTCOLFF 5/21/2015)

FACT SHEET

Student Enrollment – Spring Semester 2015

TOTAL (UNDUPLICATED HEADCOUNT)	7,986	100.0%
CREDIT		
Full-Time 40.0% Part-Time 60.0%	6,801	85.2%
Non-Credit	1,185	14.8%
GENDER		
Female	4,519	56.6%
Male	3,467	43.4%
RACE		
White	6,093	76.3%
Black/African American	738	9.2%
Other	1,155	14.5%
CLASSIFICATION (CREDIT ONLY)		
Freshman	2,807	41.3%
Sophomore	1,856	27.3%
Unclassified	2,138	31.4%
RESIDENCY		
Okaloosa County	4,732	59.3%
Walton County	674	8.4%
Other	2,580	32.3%
PROGRAM OBJECTIVES		
Baccalaureate	576	7.2%
Associate in Arts	2,870	35.9%
Associate in Science/Associate in Applied Science	1,066	13.3%
Vocational Certificate	135	1.7%
College Certificate/Applied Technology Diploma	156	2.0%
Other (Dual Enrolled/Concurrent/Transients)	1,853	23.3%
Adult Ed/Lifelong Learning/Rec. & Leisure	1,185	14.8%
Undecided	145	1.8%

Source: NEXUS OSS014B1 Information by Campus

Full-Time Equivalent (FTE) Enrollment – Spring Semester 2015

TOTAL FTE BY ICS	1,958.3	100.0%
Advanced & Professional (Baccalaureate)	138.7	7.1
Advanced & Professional	1,329.9	67.9
Postsecondary Vocational	279.6	14.4
Postsecondary Adult Vocational	78.9	4.0
Developmental Education	60.3	30.
Adult Basic & Secondary	70.9	3.6
TOTAL FTE – (REPORTING YEAR*)	4,776.1	100.0%
Summer Term 2014	771.0	16.1
Fall Term 2014	2,046.8	42.9
Spring Term 2015	1,958.3	41.0

Source: FCS, FTE Enrollment By ICS BY Term: Funded 2014-15 FTE3 (FTCOLFF 5/21/2015)

General NWF State College Information

The College Year

NWF State College operates on a semester schedule with the fall term beginning in August, the spring term beginning in January, and the summer term beginning in May. Each semester, course formats include traditional on-campus courses, web, weekend, hybrid, fast-track, 100% on-line and Friday college classes. **Fast-Track** classes offer all the college credit of a regular college course in a compressed period of time. Each Fall, Spring, and Summer term the college offers two Fast-Track terms. **Hybrid** classes offer a unique mixture of traditional in-class meetings and independent study activities to provide students with the advantages of both traditional and distance learning. Hybrid classes offer the convenience and cost savings of fewer trips to campus, yet allow students to benefit from valuable face-to-face instruction and direct interaction with classmates and the instructor. **eCampus/Distance Learning** classes are for students whose schedules make it inconvenient or impossible to enroll in classes offered in the traditional format.

Academic Areas

Academic Success Center, Adult Education, Advanced Technology and Design, Business, Collegiate High School, Computer Science, Criminal Justice, Dental, Developmental Studies, Dual Enrollment, Emergency Services, English/Communications & Social Sciences, Humanities Fine & Performing Arts, Learning Resource Center, Mathematics, Natural Sciences, Nursing, Professional and Continuing Education, Radiography, Sports/Fitness and Recreation Management, Teacher Education (for a complete list of degrees/awards and programs offered, see pages 68-69).

Athletics

NWF State College offers a comprehensive intramural and intercollegiate sports program. See the Raider Athletics web site at www.nwfraiders.com. The college intercollegiate athletic program provides total equity between the men's and women's programs including men's and women's basketball, men's baseball and women's fast-pitch softball teams. The college's teams compete in the Panhandle Conference and Florida Community College Athletic Association (FCCAA). The college is an active member of the National Junior College Athletic Association (NJCAA).

Cultural Programs

NWF State College is home to the Northwest Florida Symphony Orchestra, the region's premiere professional orchestra, which is operated under the auspices of the college. The college's Mattie Kelly Fine and Performing Arts Center on the Niceville campus is a cultural hub for the region, presenting an annual series of professional touring shows, art exhibits, college drama and musical productions, and a variety of cultural events. Over two million people have attended events during the history of the Mattie Kelly Arts Center. Call (850) 729-6000 or see the web site at www.mattiekellyartscenter.com. The college also operates the Mattie M. Kelly Cultural and Environmental Institute, see www.mattiekellyinstitute.org.

Student Life

Along with quality education programs, Northwest Florida State College has a well-rounded selection of student activities to foster continuing development of intellectual, artistic, and physical talents. Visit the Student Life web site at www.nwfsc.edu/StudentLife.

NWF State College Collegiate High School

NWF State College operates a public charter school of the Okaloosa County School District for high school age students in the 10th, 11th and 12th grade. This Florida A+ school allows students to earn a high school diploma and a college degree simultaneously. Visit the school's web site at www.nwfcollegiatehigh.org.

NWF State College Services

Career Resource Center

The Career Resource Center offers a wide range of career development and job placement services for students and employers, including job postings, internship programs, resume and interview workshops, online job resources, and career assessment programs. The center also provides the FBAT test (Criminal Justice Florida Basic Abilities Test) and TABE (Test of Adult Basic Education).

Mary Lou O'Connor Child Development and Education Center

The Mary Lou O'Connor Child Development & Education Center on the Niceville campus provides comprehensive quality care and education for children ages 2-1/2 to 5. The center is nationally accredited and holds the Florida Gold Seal Award. It is open to dependents of NWF State College students, staff, faculty, and members of the community on a space-available basis. The program also serves as a training site for Early Childhood Education students.

Testing Center

The Testing Center, located in the Student Services Center at the Niceville Campus, administers a variety of tests, including the state's GED high school equivalency test, ACT and SAT College entrance exams, CLEP, DSST (DANTES) and Postsecondary Education Readiness Test (PERT), which is used to assess placement levels in Reading, English and Math for all degree-seeking students at NWF State College and more.

Additionally, NWF State College offers a variety of professional certification and testing services.

- **Certiport** – Offers the official Microsoft Office Specialist certification in the following areas: Word, Excel, Outlook, PowerPoint and Access. The IC³ training and certification program covers a broad range of computing knowledge and skills that proves competency in: Computing Fundamentals, Key Applications, and Living Online.
- **Pearson VUE** – Delivers certification and licensure tests in the areas of Academic/Admissions, Construction Trades, UST & Inspectors, Driving Test, Employment/HR/Management Safety, Financial Services, Health/ Medicine/Nursing/Pharmacy, Information Technology (CISCO), Insurance, Legal Services, real estate/ Appraisers/Mortgage and Loan, and State Regulated Certifications and Licensures.
- **Prometric (Information Technology Certifications)** – Designed for software and technology professionals including: Microsoft Certified Systems Engineer (MCSE) and a Microsoft Certified Systems Administrator (MCSA), UNIX, LINUX, A+, Network +, Certified Novell Administrator (CNA) and Certified Novell Engineer (CNE).

NWF State College Organizations & Programs

Alumni Association

The Northwest Florida State College Alumni Association's purpose is to provide our alumni – OWJC, OWCC, OWC, and NWF State College alike – a means to remain involved in the college. For more information please visit www.nwfsc.edu/alumni.

Choctawhatchee Basin Alliance (CBA)

The CBA is an environmental organization sponsored by the college that is committed to the health of the Choctawhatchee Bay and its watershed. The CBA offices are located at the college's South Walton Center and can be contacted at (850) 200-4171 or via email at CBA@nwfsc.edu. CBA also maintains a website at www.basinalliance.org and a Facebook page at facebook.com/basinalliance.

Community Volunteers

Members of the community serve as volunteers to assist the college and its programs in a variety of ways.

Organized volunteer groups include the Northwest Florida Symphony Guild, the Art Gallery Docents and the Arts Center Ushers. Other individual volunteers tutor adult education students, serve as mentors for veterans, help raise scholarship funds and provide a variety of other valuable services to the college and its students.

Institute for Senior Professionals

The Institute for Senior Professionals is a service organization sponsored by NWF State College that is committed to providing a means for retired senior professionals who desire to continue making contributions to the community and the college.

Kids on Campus

Administered through the college's Continuing Education Department, the Kids on Campus program provides summer enrichment and fun learning opportunities for students entering grades 3 to 8.

Leadership Institute

The Costa Leadership Institute at NWF State College provides a variety of unique professional development opportunities and customized business skills and training options for individuals, businesses, government, military, and not-for-profit organizations. The Institute is located on the third floor of the Student Services Center at the Niceville campus. The Allyn C. Donaldson Entrepreneurial Institute at the NWF State College South Walton Center is also under the umbrella of the Costa Leadership Institute with special focus on creating an entrepreneurial spirit that promotes innovation, creativity, and change in leaders from the public and private sectors. For additional information please visit www.nwfsc.edu/LI.

Mattie M. Kelly Cultural and Environmental Institute

The Mattie M. Kelly Cultural and Environmental Institute is named for the late Destin matriarch and supported by an endowment begun by a gift from Mrs. Kelly's estate in 1996. For additional information, visit www.mattiekellyinstitute.org.

Northwest Florida Symphony Orchestra (NFSO)

The NFSO was founded by the college in 1987 and is housed at the college's Mattie Kelly Arts Center on the Niceville campus. The NFSO is the region's premier professional orchestra and presents a season of concerts and related events annually. The NFSO is operated under the auspices of the college and the orchestra conductor holds the Mattie M. Kelly Distinguished Endowed Teaching Chair in Orchestral Music.

NWF State College Foundation

As a direct support organization of the college, the NWF State College Foundation, Inc. is a 501 (c) (3) organization that seeks private funding for scholarships, program support and other needs of the college. Visit www.nwfscfoundation.org.

NWF State Student Ambassadors

The RaiderRep Student Ambassador program has been established at Northwest Florida State College to assist students who are interested in continuing their proven leadership skills while attending NWF State College. The NWF State College Ambassador program represents the college as gracious hosts and hostesses to further the NWF State College mission of improving lives through education and service and to promote the NWF State College vision and programming.

Pacesetters Scholarship Program

The Pacesetters Scholarship program has been established at Northwest Florida State College to assist African- American males who graduated from a high school in either Okaloosa or Walton County and will attend college for the first time during the upcoming fall term.

PRIME Time

The Positive Retirement through Imaginative Education (PRIME) Time program offers a variety of non-credit personal enrichment courses through the college's Continuing Education Department and other programs. The non-credit courses are open to adults of any age.

ROTC

The Reserve Officers Training Corps (ROTC) at the college is part of the University Of West Florida Corps Of Cadets. An Army ROTC program, the college's ROTC program provides military leadership training that is transferable to other branches of the armed services.

Notes of Interest

Did You Know?

- NWF State College tuition and fees are among the lowest in Florida of any public university or college.
- The college owns a painting commemorating the history behind the Raiders name. "The Giant Begins to Stir" bears the original signatures of a surviving crewman from each of the 16 participating aircraft, including Doolittle. The painting hangs in the administration building on the Niceville campus. The college also owns a copy autobiography of Lt. General James H. Doolittle's which is signed by Doolittle.
- In the college's first year of operation in 1964, then Okaloosa-Walton Junior College set about to choose a school mascot. Lanny Heath, OWJC charter faculty member, was driving by a monument to Gen. Doolittle in Valparaiso, Florida and suggested the college use the name "Raiders" in honor of the heroic airmen who trained at Eglin for their famous World War II raid on Tokyo. The student body chose the name "Raiders" by vote and the ballots were collected in a shoebox with a slit on top.
- In January 2012, the Collegiate High School at NWF State College was named the top scoring "A" high school in the state of Florida for the third time in the school's eleven (11) year history. The Collegiate High School at NWF State College celebrated its 10th anniversary in 2010 and has been an A+ school under Florida's school accountability program since first being graded in 2001. The school has been the top high school in Okaloosa County since its inception and has been honored as a Blue Ribbon High School under the No Child Left Behind Act.
- The Fort Walton Beach Campus is owned by Northwest Florida State College and shared with the University of West Florida. There are eight buildings located at the campus, most multi-level, totaling approximately 113,000 square feet. The campus has 593 parking spaces and 782 student stations on campus.
- Capital construction and renovations at NWF State College from 1990 to 2011 totaled in excess of $215 million.
- The NWF State College Foundation, a not-for-profit support organization established in 1988, has built an endowment in excess of $39 million in net assets. The foundation provides more than 250 student scholarships annually in addition to supporting other endeavors that further the mission of the college.
- The college's Art Galleries house a collection of more than 400 pieces of art by Emil Holzhauer, valued at approximately $8 million, as well as important Holzhauer memorabilia and resource materials. The college's permanent art collection also includes 100 woodblock prints of Salvador Dali art, which depict images from Dante's Divine Comedy. The limited edition set consists of wood engravings based on Dali's original watercolor paintings and was printed with the Dali signature in blocks on 98 of the 100 prints.
- The NWF State College men's basketball team won the National Junior College Basketball title in 1994 and the women's basketball team finished third in the nation the same year.
- College Basketball player Kendrick Brown was the first community college player ever drafted in the first round of the NBA Draft. Brown was picked by the Boston Celtics in 2000.
- The Raider men's basketball team won the most games in school history for a single season in 2011-12, going 32-2 and made it all the way to the NJCAA National Championship game to finish National Runner-up.
- The college's Fort Walton Beach Campus houses the Economic Development Council of Okaloosa County, Florida as part of the college's mission in local economic development.
- The Observatory on the Niceville campus features an 18-inch automated reflective telescope, complete with a complex digital camera and software to allow the location and recording of events in the sky. Prior to construction, the observatory won the Florida America Institute of Architects (AIA) Un-built Design Award in 2001.

- The Kids on Campus program serves more than 500 children each summer. The Positive Retirement through Imaginative Education (PRIME) Time program serves more than 800 senior adults in fall and spring class sessions.
- With 99.6% of Nursing graduates from May 2007 through May 2012 passing the national RN licensure examination on the first attempt, the NWF State College Associate of Science in the Nursing Program has the highest sustained pass rate of any pre-licensure program in the state of Florida and has been among the top-ranked programs in the nation since 2007.
- The Mattie Kelly Fine & Performing Arts Center serves more than 100,000 people annually and served its one-millionth patron in 2008.
- The college's mascot "Raiders" commemorates the heroes of the past who have shaped our future today. More than 65 years ago, a secrecy-shrouded mission on an isolated airfield in the Florida panhandle (now Eglin Air Force Base) culminated when a band of daring fliers dubbed "Doolittle's Raiders" soared off the deck of the aircraft carrier USS Hornet and bombed Japan for the first time in World War II. The leader of the Raiders was then Lt. Col. Jimmy Doolittle, who led the squadron of B-25s on the daring raid – a feat for which he was awarded the Congressional Medal of Honor. The significance of the mission, many believe, was a turning point in the war and the raid was an unprecedented feat requiring extraordinary courage and airmanship.

Historical Timeline

1957 Formal State plan developed for two-year colleges in Florida.

1963 State Legislature approved and appropriated funds to establish Okaloosa-Walton Junior College April 1963.
First college Advisory Committee appointed December 1963.

1964 Charter President appointed effective February 14, 1964.
College officially named Okaloosa-Walton Junior College on March 10, 1964.
Initial location for college designated as Valparaiso, Florida April 3, 1964.
Charter faculty members reported for the first time August 17, 1964.
First classes began August 24, 1964 at the Valparaiso campus.
Dedication ceremony for the college held September 13, 1964.

1965 Full accreditation received from Southern Association of Colleges and Schools (SACS) December 1965. Permanent site of the present main campus, located at the northern boundary of Niceville between State Road 85 and State Road 285, was, through Congressional action, H.R. 4905 – Congressman Robert L. F. Sikes, on August 2, 1965, and U.S. Senate Bill 2346 – Senator Spessard Holland, August 30, 1965, approved by the Board of Public Instruction and ownership transferred from U.S. government (Eglin Air Force Base) to Okaloosa County Board of Instruction for exclusive use of OWJC. Original structures were the Administration, Learning Resource Center, Science, Business Education, Industrial-Technical, Physical Education, and Utilities buildings.

1966 First graduation with 85 charter students held May 1, 1966 in Perrine Park, Valparaiso.
Site dedication and groundbreaking for the Niceville campus held on August 29, 1966 with Congressman Robert L.F. "Bob" Sikes as the guest speaker.

1968 Governance of OWJC transferred from Okaloosa County Board of Public Instruction to OWJC Board of Trustees July 1, 1968.
College moved to the Niceville campus December 1968.

1970 HUD grant approved for the establishment of Chautauqua Neighborhood Center. Groundbreaking ceremony held September 4, 1970.

1971 Completion on Niceville campus of the Home Economics and child care center building (P), Auto Mechanics building (M), and completion of the Chautauqua Center in DeFuniak Springs.

1972 OWJC received a citation from U.S. President Richard Nixon for support of inmate rehabilitation at the Eglin Federal Prison.

Dual Enrollment – a state program enacted by the Florida Legislature in 1971 – began at NWF State College in 1972 to enable high school students to earn college credits while still in high school.

1973 New OWJC auditorium (gymnasium) hosts its first graduation ceremony May 1973, with Congressman Bob Sikes giving the commencement address.

1975 College Mall completed and the Learning Lab established in the Learning Resource Center Building (to provide students with tutorial assistance in the reading and writing).

1982 2 + 2 program established with the University of West Florida Winter semester 1982.

1983 Start-up funds appropriated by the 1983 Legislature for a joint OWJC/UWF center in Fort Walton Beach.

Classes began in Fort Walton Beach at the Okaloosa-Walton Junior College/ University of West Florida (OWJC/UWF) joint center.

1987 College's second president, Dr. James R. Richburg, employed August 17, 1987.

Northwest Florida Symphony Orchestra at Okaloosa-Walton Junior College is established in August 1987.

1988 Retirement of founding president, Dr. J. E. McCracken, January 31, 1988.

The college District Board of Trustees voted to officially change the name of the college to Okaloosa-Walton Community College (OWCC) on March 15, 1988.

OWCC Foundation established.

1989 Celebration of the college's twenty-fifth year of service.

Congressional Act, H.R. 5291 – Congressman Earl Hutto, designated permanent site of the Okaloosa-Walton Community College/ University of West Florida Joint Center in Fort Walton Beach.

Academic Success Center established to provide students with learning assistance in a variety of subjects. Foreign Language Computer Lab and the Communications Computer Lab opened.

1990 Groundbreaking for OWCC/UWF Fort Walton Beach Campus held August 1990.

1991 College purchased 78.04 acres of property adjoining the Chautauqua Neighborhood Center (CNC) from the OWCC Foundation. An additional .96 acres transferred from the Department of Transportation, bringing total acreage at the site to 89.5.

1992 OWCC/UWF Fort Walton Beach Campus opened effective Fall Semester with a full schedule of classes.

1994 Robert L. F. Sikes Education Center building opened effective Spring Semester.

Men's basketball team won the national Junior College Basketball title. The women's team finished third in the nation.

1996 First classes held in the Art and Music wings of The Arts Center*.

PRIME Time (Positive Retirement Through Imaginative Education) established.

1997 Main theater at The Arts Center* opened January 1997, with the Northwest Florida Symphony Orchestra holding center's first public performance.

2000 AA to BA program established in partnership with the University of West Florida and housed at the Niceville Campus Arts Center.

Collegiate High School established to serve 10th, 11th and 12th grade students on the Niceville Campus.

2001 Groundbreaking for a new 56,000-square-foot Learning Resources Center.

Astronomical observatory opened on the Niceville Campus.

Full-time Army ROTC program established on Niceville Campus in partnership with the University of West Florida ROTC Corps of Cadets. The Commission on Colleges of the Southern Association of Colleges and Schools reaffirmed the college's accreditation with no follow-up report requested, December 2001.

2002 Collegiate High School received an "A" as its first school grade on the state accountability report.

2003 State Board of Education authorized the college to develop baccalaureate degree programs on April 2003.

The college celebrated the start of its 40th anniversary year on April 22, 2003.

Collegiate High School at NWF State College received the state's highest point total on the Florida school accountability report – an 'A' with 554 points.

The Learning Resources Center's new building opened on the Niceville campus effective May 19, 2003. The Visual Arts building at The Arts Center complex opened for classes May 2003.

The Mary Lou O'Connor Child Development Center moved to new facilities in building M and opened August 6, 2003.

The Commission on Colleges of the Southern Association of Colleges and Schools (SACS) awarded the college membership at Level II for the college to offer baccalaureate degrees in December 2003.

2004 The college name officially changed to Okaloosa-Walton College (OWC) reflecting the college's new accreditation to award bachelor's degrees on July 1, 2004.

Groundbreaking for the new Robert E Greene Science Building complex in August 2004.
President George W. Bush held a town hall meeting at OWC gymnasium on August 12, 2004.

The college began the new Bachelor of Science in Nursing (a joint program with the University of West Florida) and the Bachelor of Applied Science in Project and Acquisitions Management programs, as well as a certificate program in Surgical Technology in the Fall 2004 semester.

New addition of classrooms at Robert L.F. Sikes Education Center completed for Spring 2004 semester.

2005 A new defensive driving range for dual use by Law Enforcement Academy students and area law enforcement personnel opened on February 3, 2005.

The new Blackwater Review journal showcasing OWC students' meritorious work in literature and art launched in April 2005.

The college's Observatory participated in NASA's Deep Impact Space Mission/Small Telescope Science Program to view the impact of a probe's encounter with a comet in July 2005.

2006 Construction of a new 53,431 square foot science facility, to house all of the college's physical and natural science programs was completed in July 2006.

The college began new instructional programs in Radiography, Paramedic, Emergency Medical Services, and Emergency Administration and Management in fall 2006.

2007 The Okaloosa-Walton College District Board of Trustees moved to expand the work of the OWC Mattie Kelly Cultural and Environmental Institute by approving a permanent name change for the college's arts complex to the Mattie Kelly Fine and Performing Arts Center, March 2007.

Florida Department of Education authorized the college to add the baccalaureate degree in Teacher Education.

2008 The college's joint Bachelor of Science in Nursing program (with UWF) was approved as a stand-alone BSN program and became the college's third baccalaureate program.

The Francis Smith Herron Dance Studio was named in April 2008 in memory of the former head of the college's dance program.

A ceremonial groundbreaking for the Community Services Complex on the Niceville campus is held June 23, 2008, and construction begins July 15, 2008.

The college's Board of Trustees changed the college name to Northwest Florida State College (NWF State College) on July 8th, 2008, following passage of the state college bill by the Florida Legislature.

College trustees approved a new logo and seal for the college, both designed by a college Graphics Design professor in September 2008.

The Marie Snow Greene Visual Arts Building is named November 2008.

A burn building/rappel tower, used primarily for ROTC and Fire Science training, is added to the Niceville Campus.

2009 The college's BSN in Nursing program received a Best Practices award from the Florida Department of Education in recognition of their Nursing Outreach in Local Free Health Care Clinics program in 2009.

2010 The college's South Walton Center held a dedication and grand opening January 19, 2010.

The college's third president, Dr. Ty Handy was selected following a national search and assumed the presidency June 21, 2010.

2011 The loop road that encircles the Niceville campus was designated as "McCracken Way" at a ceremony, January 14, 2011, honoring the founding president of then Okaloosa-Walton Junior College, Dr. J. E. "Ed" McCracken, on what would have been his 89th birthday.

Beginning with the fall Semester, Northwest Florida State College partnered with the University of West Florida to offer the NWF2UWF program that guarantees university admission to any student who completes an associate of arts degree. Students also benefit from collaborative academic advising from UWF Transfer Advisors and an on-site Program Coordinator located on the Niceville Campus.

2012 A grand opening ceremony for the newly constructed 75,000 square foot Student Services Center was held on February 2, 2012.

2014 A grand opening ceremony for the newly renovated Activities Center (Building K) was held January 16, 2014

The Activities Center houses the college's Academic Success Center, a college store operated by Barnes & Noble and the college's Student Life program along with offices of Florida's Great Northwest, an independent economic development organization.

A year-long 50th Anniversary celebration of NWF State College officially began with a festive 50th Anniversary Kick-Off Assembly on April 17, 2014. The event featured the dedication and opening of a permanent Doolittle Raiders historical exhibit constructed in the lobby of the Arena. Other planned activities include a 50th Anniversary poster design contest and a 50th Anniversary Gala scheduled for October 12, 2014, featuring the national touring show "This Is The '60s."

Collegiate High School at Northwest Florida State College was named one of the Top Ten Charter Schools in the nation.

Notification was received March 2014 that the State Board of Education approved a Bachelor of Science degree in Early Childhood Education to begin Fall Term 2014.

For the second time in school history, both the Raider Men and Women's Basketball teams qualified for the NJCAA National Tournaments.

Notification was received June 2014 that the State Board of Education approved NWF State College's seventh 4-year degree program. The new Bachelor of Applied Science in Management and Supervision degree is specifically designed to meet Governor Scott's recent challenge for state institutions to offer bachelor's programs costing students no more than $10,000.

Notification was received August 2014 that the State Board of Education approved a Welding Technologies vocational certificate program beginning Fall term 2014. The program provides the skills, knowledge, and customized training required to be a journey-level professional welder.

November 29, 2014, A Veterans Success Center was established at NWFSC under the auspices of the Department of Veterans with non-educational services in transitioning to civilian life.

2014 In January 2014 the Collegiate High School received the Blue Ribbon Designation

May 1, 2014, NWFSC was named the first Purple Heart State College in Florida and the 2nd in the USA.

In August 2014, NWFSC implemented a new machining program under the Career/Technical Education Department.

October 6, 2014 the First of new Speaker's Bureau, Mike Huckabee spoke to the general public at NWFSC.

2015 March 2015, the Men's Basketball team won the Panhandle Conference.

March 2015, the Men's Basketball team won the National Championship.

May 2015, NWFSC Men's Baseball team won the National Championship for the first time in the history of the college.

The Student Population

Description of Student Population

Northwest Florida State College's student body comprises a variety of people of all ages and from all walks of life. They include high school graduates going directly to college, those in the military, retired persons reorienting their lives, and people who are changing careers or returning to the workforce.

The college strives to provide students with a balance of liberal arts, technical training, and adult studies. A goal of the college is for district residents, who could benefit from the program services or activities offered by NWF State College, to be admitted without regard to age, race, color, sex, ethnicity, handicap, marital status, national origin, religion, or disability.

In the 2014-2015 reporting year, the college's student body was 13,248[1] while the combined adult population (age 18 and over) in Okaloosa and Walton Counties totaled 201,864[2]. This indicates that the college served approximately 6.6% of the adult population of the two-county district.

1 NEXUS OSS014B1
2 2014 U.S. Census Quick Facts

STUDENT PROFILE

AGE RANGE OF STUDENTS	2014-2015
First Time in College	Full Time – 9.1% Part Time – 4.5%
Average Age of Students	26.7
Under 18	10.7%
18-19	18.9%
20-24	27.3%
25-29	15.8%
30-39	15.4%
40-49	7.8%
50-64	3.9%
65 & Over	.2%

Source: NEXUS OSS014B1; IPEDS Fall Enrollment Survey 2014-15 (12/17/2014)

Student Enrollment

FULL-TIME EQUIVALENT (FTE) – Ten Year Trend – *2005 through 2015*

30 Semester Hours	2005-06	2006-07	2007-08	2008-09	2009-10	2010-11	2011-12	2012-13	2013-14	2014-15
	4,830.1	4,815.1	5,224.0	5,584.8	5,824.4	5,906.2	5,589.3	5,196.4	5,023.1	5,059.8
NOTE: * For comparative purposes, totals have been adjusted to reflect Florida's revised definition of a full-time equivalence (FTE) student enrollment.										

Source: FCS, FTE Enrollment By ICS By Term: Funded 2014-15 FTE3 (FTCOLFF 5/21/2015).

FULL-TIME EQUIVALENT (FTE)* - Five Year Trend – *2010 through 2015*

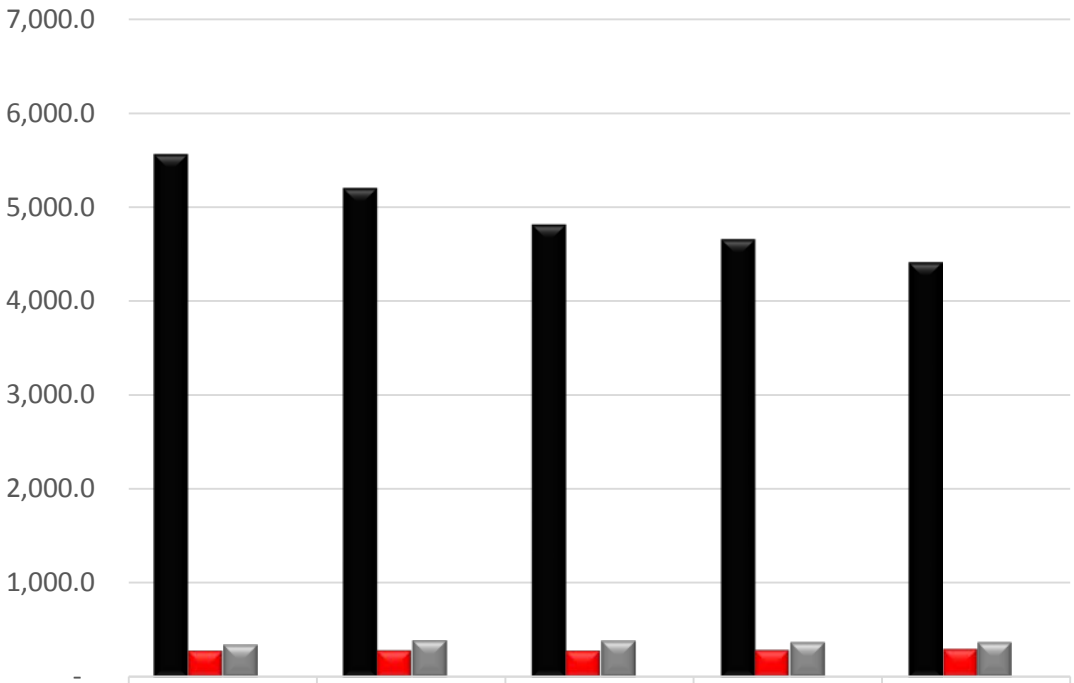

	2010-2011	2011-2012	2012-2013	2013-2014	2014-2015
Lower Division	5,569.9	5,209.0	4,818.7	4,661.7	4,416.0
NWFSC Collegiate High School*	267.2	270.0	268.8	273.5	283.7
Baccalaureate	336.3	380.3	377.7	361.4	360.1
TOTAL	6,173.4	5,859.3	5,465.2	5,296.6	5,059.8

Source: Director of Collegiate High School FTE, FTE Enrollment By ICS By Term: Funded 2014-15 FTE3 (FTCOLFF 5/21/2015).

Annual Student Enrollment

UNDUPLICATED HEADCOUNT BY RACE/ETHNICITY – Five Year Trend – *2010 through 2015*

	2010-2011		2011-2012		2012-2013		2013-2014		2014-2015	
	Head Count	Percent Enroll	Head Count	Percent Enroll	Head Count	Percent Enroll	Head Count	Percent Enroll	Head Count	Percent Enroll
White	12,999	76.0%	12,288	75.2%	11,539	74.5%	10,525	75.6%	9,815	74.1%
Black/ African American	1,759	10.3%	1,614	9.9%	1,506	9.7%	1,320	9.5%	1,230	9.3%
Hispanic	638	3.7%	504	3.1%	495	3.2%	437	3.1%	413	3.1%
Asian	689	4.0%	614	3.8%	568	3.7%	485	3.5%	480	3.6%
American Indian/Alaska Native	119	0.8%	138	0.8%	114	0.7%	102	.7%	102	.8%
Other*	892	5.2%	1,181	7.2%	1,265	8.2%	1,053	7.6%	1,208	9.1%
TOTAL	17,096	100.0%	16,339	100.0%	15,487	100%	13,922	100%	13,248	100%

NOTE: *Other includes Native Hawaiian or other Pacific Islander, two or more races, and race/ethnicity not reported.

Source: NEXUS OSS014B1.

UNDUPLICATED HEADCOUNT – Five Year Trend – *2010 through 2015*

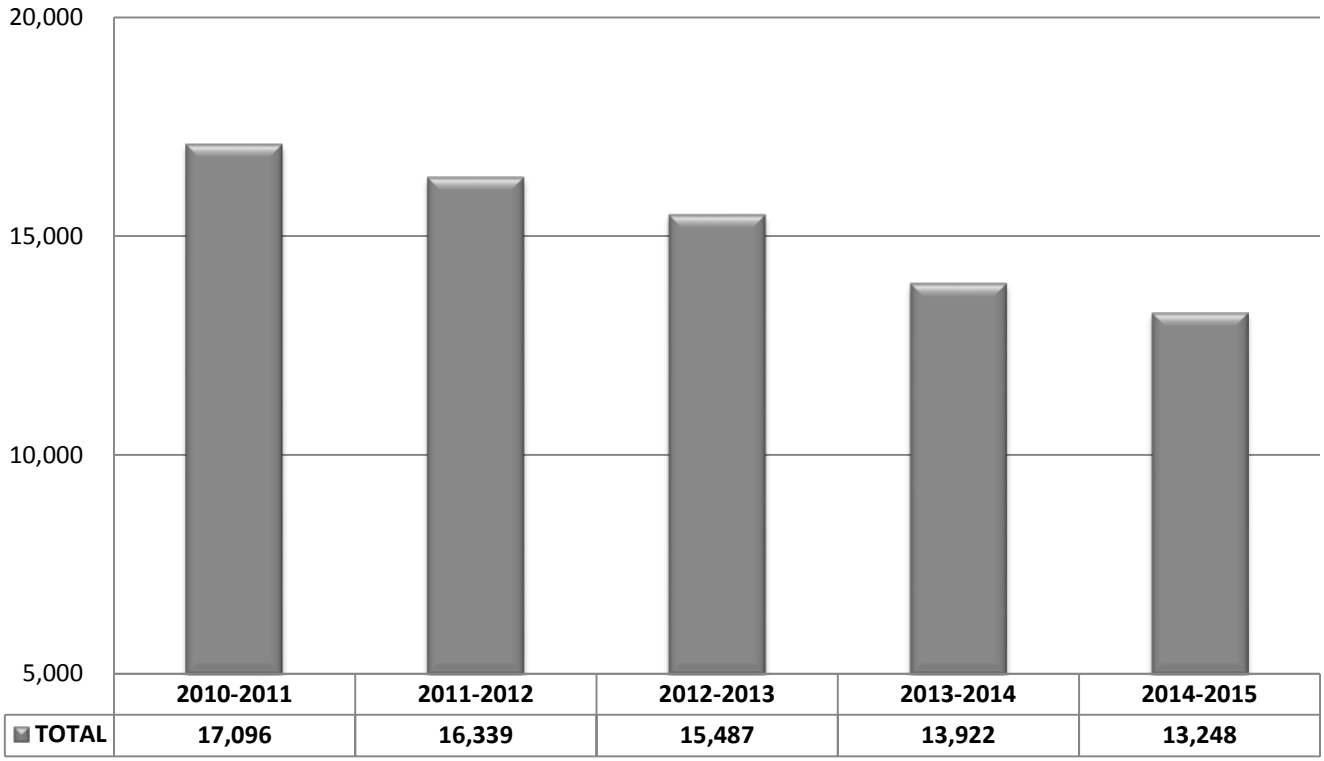

Source: NEXUS OSS014B1.

Student Financial Assistance

ANNUAL COMPARISON – Five Year Trend – *2010 through 2015*

	2010-2011		2011-2012		2012-2013		2013-2014		2014-2015	
TYPE OF ASSISTANCE	STUDENT NUMBER*	Dollar Amount	STUDENT NUMBER*	Dollar Amount	STUDENT NUMBER*	Dollar Amount	STUDENT NUMBER*	Dollar Amount	STUDENT NUMBER*	Dollar Amount
GRANTS										
Federal ACG**	192	$140,800	0	-	0	-	0	-	0	-
Federal Pell Grant	3,006	$10,159,821	2,962	$9,453,930	2,801	$8,862,205	2,821	$8,674,335	2,675	$8,550,082
Federal SEOG Grant	560	$60,221	755	$86,146	708	$99,495	678	$90,000	677	$90,000
FSAG Grant	554	$670,630	668	$663,109	652	$649,029	653	$630,455	748	$636,893
USAF Grant	37	$61,989	30	$51,393	15	$28,134	25	$52,691	18	$35,088
NWFSC Grant	35	$38,038	48	$52,915	65	$75,701	54	$53,903	58	$65,098
TOTAL GRANTS	**4,384**	**$11,131,499**	**4,463**	**$10,307,493**	**4,241**	**$9,714,564**	**4,231**	**$9,501,384**	**4,176**	**$9,377,161**
STUDENT EMPLOYMENT										
Student Assistants	0	-	0	-	0	-	0	-	0	-
Directed Work Study	2	$368	2	$269	4	$701	0	-	0	-
Federal Work Study	37	$72,829	51	$112,220	40	$69,655	40	$67,424	39	$88,388
TOTAL EMPLOYMENT	**39**	**$73,197**	**53**	**$112,489**	**44**	**$70,356**	**40**	**$67,424**	**39**	**$88,388**
LOANS										
NWFSC Student Loan	90	$33,266	107	$115,125	289	$219,438	21	$33,197	7	$6,356
NWFSC TIPS Payment Plan	524	$395,144	588	$491,563	509	$465,623	458	$397,609	514	$436,020
GSL Stafford	729	$2,191,114	797	$2,378,879	724	$2,118,598	709	$2,010,935	608	$1,779,476
TOTAL LOANS	**1,343**	**$2,619,524**	**1,492**	**$2,985,567**	**1,522**	**$2,803,659**	**1,188**	**$2,441,741**	**1,129**	**$2,221,852**
SCHOLARSHIPS										
State	907	$1,382,370	729	$915,456	571	$720,335	490	$611,228	320	$405,498
Local/ Community	191	$284,299	106	$842,677	85	$159,904	90	$161,166	63	$114,501
NWFSC	297	$488,214	304	$415,379	226	$455,005	299	$473,459	348	$516,093
NWFSC Foundation	262	$194,467	192	$148,006	272	$210,094	391	$271,052	379	$460,660
NWFSC Employee	80	$56,544	87	$57,790	37	$22,382	28	$20,910	40	$38,903
TOTAL SCHOLARSHIPS	**1,737**	**$2,405,894**	**1,418**	**$2,379,308**	**1,191**	**$1,567,720**	**1,298**	**$1,537,815**	**1,150**	**$1,535,655**
OTHER AID										
Vocational Rehab.	126	$70,363	81	$100,223	69	$64,127	44	$42,506	25	$25,820
Private Industry Council	321	$333,494	546	$193,580	140	$102,122	193	$101,141	254	$55,781
Indian Affairs Bureau	5	$5,489	3	$3,822	0	-	0	-	5	$5,077
Veterans Benefits	2,600	$5,194,922	2,889	$5,258,405	2,638	$8,576,685	2,400	$10,549,192	2,557	$4,651,750
Tuition Assistance	2,193	$991,683	2,177	$1,046,925	1,766	$862,807	1,243	$713,756	1,260	$461,563
VA Rehabilitation	148	$188,885	136	$200,973	127	$148,783	143	$159,376	166	$200,044
TOTAL OTHER AID	**5,393**	**$6,784,836**	**5,832**	**$6,803,928**	**4,740**	**$9,754,524**	**4,023**	**$11,565,971**	**4,267**	**$5,400,035**
TOTAL DOLLARS AWARDED		**$23,014,950**		**$22,588,785**		**$23,910,823**		**$25,114,335**		**$18,623,091**

NOTE: *Student numbers reflect number of awards per type of assistance. Total reflects duplicated headcount.

**No longer funded by U.S. Department of Education.

Source: NWFSC Financial Aid Office.

TOTAL DOLLARS STUDENT FINANCIAL ASSISTANCE – Five Year Trend – *2010 through 2015*

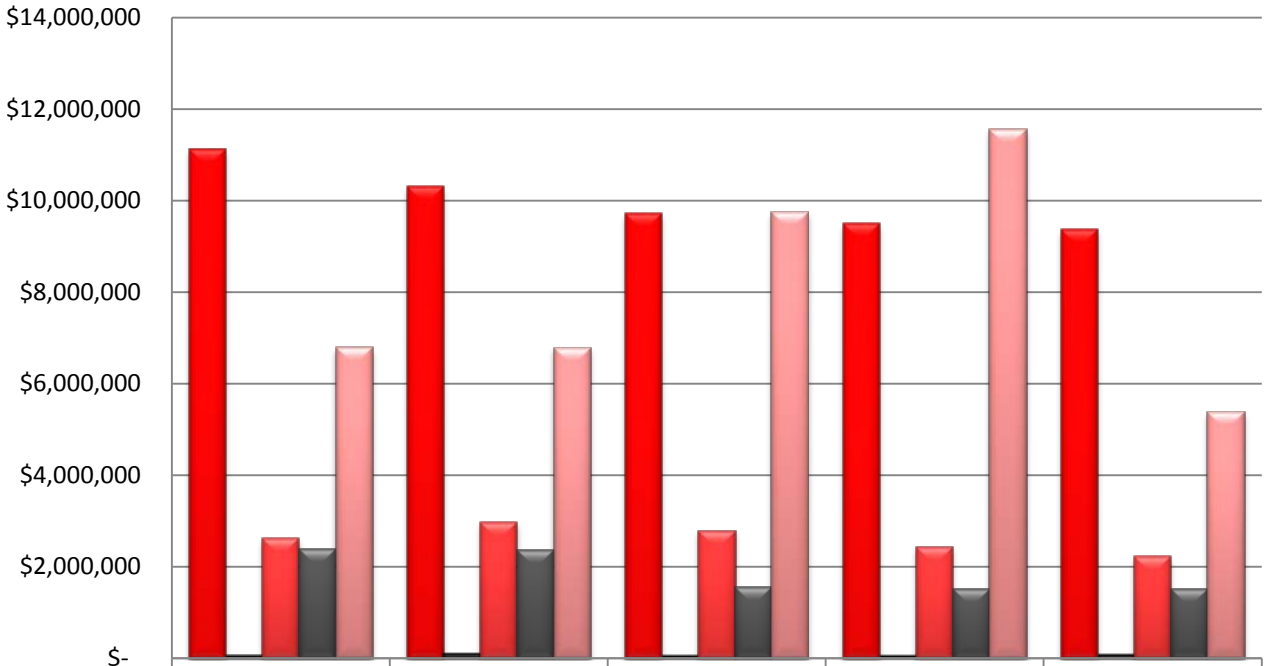

	2010-2011	2011-2012	2012-2013	2013-2014	2014-2015
Grants	$11,131,499	$10,307,493	$9,714,564	$9,501,384	$9,377,161
Student Employment	$73,197	$112,489	$70,356	$67,424	$88,388
Loans	$2,619,524	$2,985,567	$2,803,659	$2,441,741	$2,221,852
Scholarships	$2,405,894	$2,379,308	$1,567,720	$1,537,815	$1,535,655
Other Aid	$6,784,836	$6,803,928	$9,754,524	$11,565,971	$5,400,035

Source: NWF State College Financial Aid Office.

STUDENT FINANCIAL ASSISTANCE – *2014 through 2015*

Grants	$9,377,161
Student Employment	$88,388
Loans	$2,221,852
Scholarships	$1,535,655
Other Aid	$5,400,035
TOTAL AWARDS	$18,623,091

Source: NWF State College Financial Aid Office.

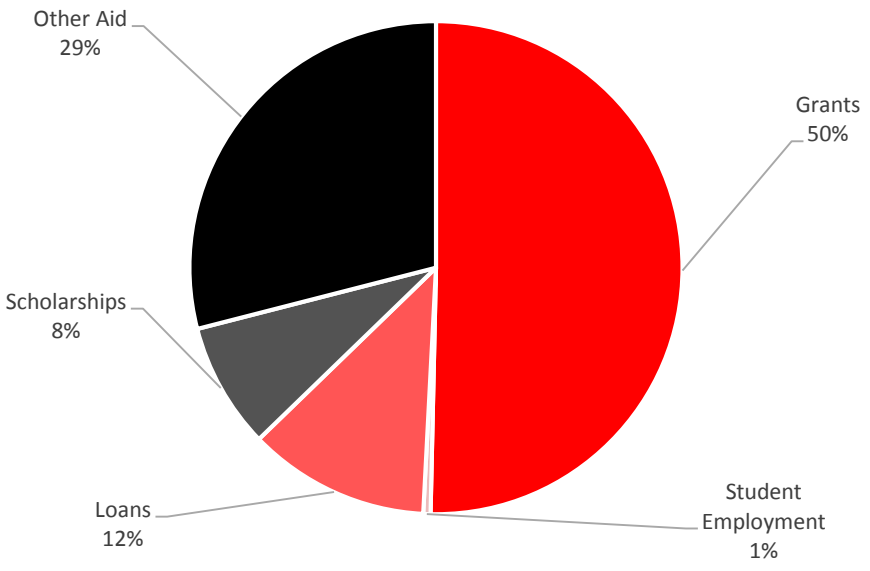

NWF State College Funded Scholarships

NWFSC FUNDED SCHOLARSHIPS 2014-15	TOTAL	White	Black / African American	Asian	Hispanic	American Indian/Alaska Native	Pacific Islander	Not Reported
ACT-SO	6	0	6	0	0	0	0	0
SGA	3	2	0	1	0	0	0	0
Presidential Honors	28	26	1	0	0	0	0	1
Presidential Minority Honors	28	26	1	0	0	0	0	1
Music Stipend	0	0	0	0	0	0	0	0
Fine Arts	87	70	8	2	2	0	0	5
Dance Line	5	3	1	0	1	0	0	0
Brain Bowl	7	5	0	0	0	0	0	2
Forensics	5	4	1	0	0	0	0	0
Men's Basketball	12	2	9	0	0	0	0	1
Women's Basketball	13	1	11	0	0	0	0	1
Baseball	27	22	2	0	1	0	0	2
Softball	18	14	3	0	0	0	0	1
Team Managers	4	4	0	0	0	0	0	0
Science Fair	2	2	0	0	0	0	0	0
Pacesetters	6	0	6	0	0	0	0	0
Student Ambassadors	19	18	1	0	0	0	0	0
Directed Work Study	0	0	0	0	0	0	0	4
Employee	40	32	2	2	0	0	0	1
Cheerleading	12	11	0	0	0	0	0	1
Vocational	26	22	1	0	1	1	0	0
TOTALS*	348	264	53	5	5	1	0	20

NOTE: *Totals reflect duplicated headcount.

Source: NWF State College Financial Aid Office.

NWFSC FUNDED SCHOLARSHIPS – *Percentage by Race/Ethnicity – 2014 through 2015*

White	264	76.0%
Black/African American	53	15.2%
Asian	5	1.4%
Hispanic	5	1.4%
American Indian/Alaska	1	0.3%
Pacific Islander	0	0%
Not Reported	20	5.7%
TOTAL*	348	100 %

NOTE: *Totals reflect duplicated headcount.

Source: NWF State College Financial Aid Office

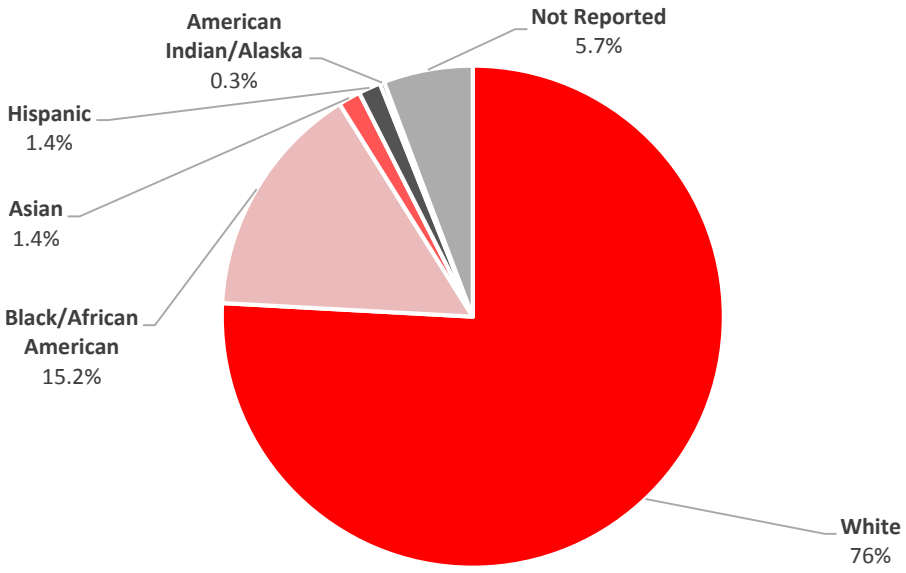

INFORMATION

Instructional Locations

NWF State College Headcount by Locations

Headcount By Location – Five-Year Trend – *2010 through 2015*

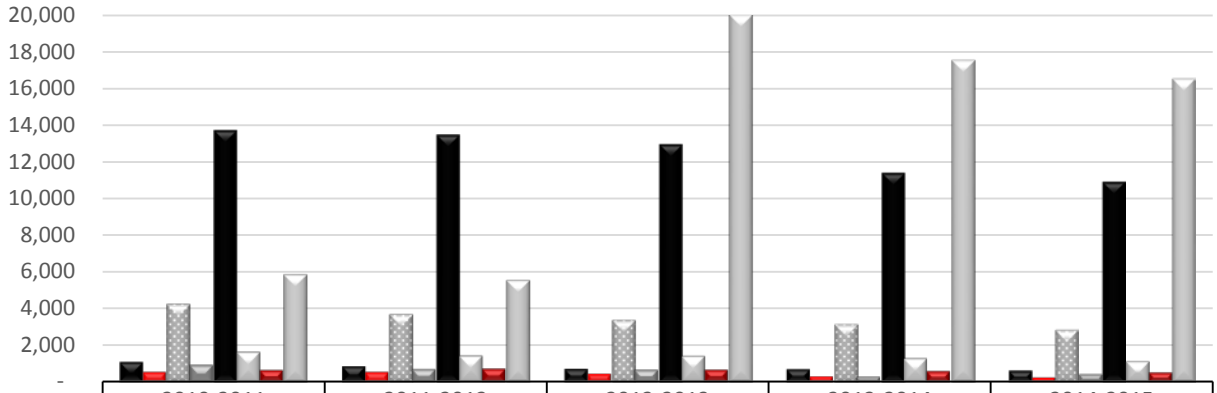

	2010-2011	2011-2012	2012-2013	2013-2014	2014-2015
Chautauqua Center	1,065	837	692	676	604
Eglin Education Center	492	480	397	277	226
Fort Walton Beach	4,231	3,672	3,359	3,123	2,827
Hurlburt Education Center	869	670	624	281	401
Niceville	13,748	13,498	12,975	11,407	10,924
Robert L. F. Sikes Center	1,566	1,381	1,368	1,236	1,082
South Walton Center	617	679	622	562	491
TOTAL*	5,906	5,589	20,037	17,562	16,555

NOTE: *Total is duplicated headcount

Source: NEXUS OSS014B1

NWF State College FTE by Locations

FTE by Location – Five-Year Trend – *2010 through 2015*

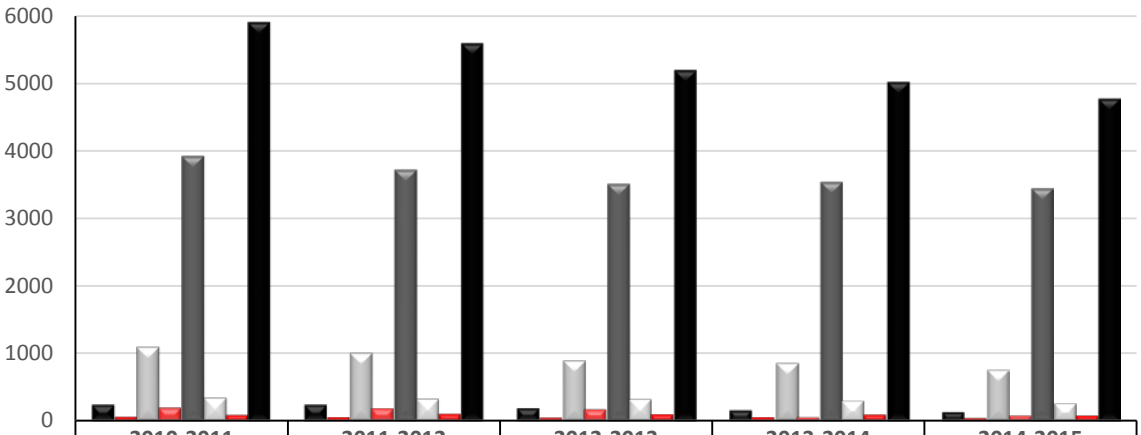

	2010-2011	2011-2012	2012-2013	2013-2014	2014-2015
Chautauqua Center	225.3	225.1	175.0	149.0	126.0
Eglin Education Center	57.6	53.5	50.2	52.5	42.0
Fort Walton Beach	1,094.2	1,001.7	894.8	855.7	756.0
Hurlburt Education Center	188.1	174.8	164.0	52.5	77.0
Niceville	3,926.6	3,720.3	3,511.3	3,540.0	3,447.1
Robert L. F. Sikes Center	329.6	315.7	307.0	283.3	249.4
South Walton Center	84.8	98.2	94.1	90.1	78.6
TOTAL	5,906.2	5,589.3	5,196.4	5,023.1	4,776.1

Source: FCS, FTE Enrollment Funded by Site, FTE - 3. (5/21/2015)

Niceville Campus

LOCATION	100 College Boulevard E. Niceville, FL 32578
TELEPHONE	850-678-5111
FAX NUMBER	850-729-5215 (Administrative Services)
PRESIDENT	Dr. Ty Handy

NICEVILLE CAMPUS:

Offering everything from adult literacy programs to a full range of academic degrees and instructional offerings, the Niceville campus houses the college's central administration as well as a variety of other programs and services.

A new Student Services Center (SSC) was completed January 2012. The 75,000 square foot three-story building, combined with the Student Activities Center, is the central hub of student and community life on the college's main campus. The SSC houses advising, admissions, registration, financial aid, testing, veteran's affairs, adult and continuing education, along with the Costa Leadership Institute and community meeting space. The Student Activities Center is home to food services, a Barnes & Noble bookstore, Career Resource Center, Academic Success Center and more.

The Learning Resources Center (LRC) on the Niceville campus provides a full range of library, database, and reference materials and services for all students in-person, online and via intra-library loan. The LRC also houses the college's Distance Learning/eCampus programs, which serve more than 1,200 students per year.

The Mattie Kelly Fine and Performing Arts Center on the Niceville campus offers an annual series of traveling Broadway shows and is home to the college's Northwest Florida Symphony Orchestra. Two galleries in the center's art wing feature traveling exhibitions and house a permanent art collection valued in excess of $8 million. The center also includes a music wing, visual arts building, a 3,000 capacity amphitheater, a dance studio, a recital hall and instructional facilities for students of the arts and humanities.

ALSO AT THE NICEVILLE CAMPUS:

- A Community Services complex houses a 2,400 seat sports arena and facilities for wellness/fitness, ROTC and instructional facilities, and the Okaloosa County 911 Call Center/Emergency Operations Center.
- An innovative charter school that allows motivated 10th, 11th and 12th grade students the opportunity to earn simultaneously a high school diploma and a two year college degree free-of-charge
- The college's baccalaureate programs are housed at the Niceville Campus:

Bachelor of Applied Science (BAS) Degree

- Management and Supervision – Health Care Management
- Management and Supervision – Human Resources Management
- Management and Supervision – Public Service Management
- Management and Supervision – Supervision
- Project Management – Acquisitions
- Project Management – Project Management
- Project Management – Quality Improvement
- Project Management – Technology Management

Bachelor of Science in Education (BSE) Degree

- Early Childhood Education, Birth through Four
- Elementary Education
- Middle Grades General Science
- Middle Grades Mathematics

Bachelor of Science in Nursing (BSN) Degree

- Nursing

- The nationally accredited Mary Lou O'Connor Child Development & Education Center
- PRIME Time offers non-credit personal enrichment courses for adults of all ages.
- FDLE Criminal Justice Training Center #21 provides basic recruit training academies for law enforcement and corrections, other public safety training, and a firing range.
- A Florida State Fire Marshal Certified Fire Training Center.
- A U.S. Army ROTC program in coordination with the University Of West Florida Department Of Military Science.
- Nursing programs, including an Associate Degree in Nursing, Bachelor of Science in Nursing, Dental Assisting, Radiography, Paramedic and Emergency Medical Services (EMS), and Welding are housed at the Niceville Campus.
- A science observatory.
- An American Heart Association Training Center.
- A NWF2UWF program that guarantees admission to the University of West Florida to any student who completes an Associate in Arts degree. Students benefit from collaborative academic advising from UWF advisors and an on-site UWF Program Coordinator located on the Niceville Campus.
- The Costa Leadership Institute at Northwest Florida State College provides professional development for senior and middle management personnel through training opportunities for business, professional, government, military and nonprofit organizations.
- The Vet Success (VSOC) office provides a full-time VA counselor on campus to help Veterans, Service members, and their qualified dependents succeed and thieve through a coordinated delivery of benefits assistance and counseling leading to completion of their education and preparing them to enter the labor market in viable careers.

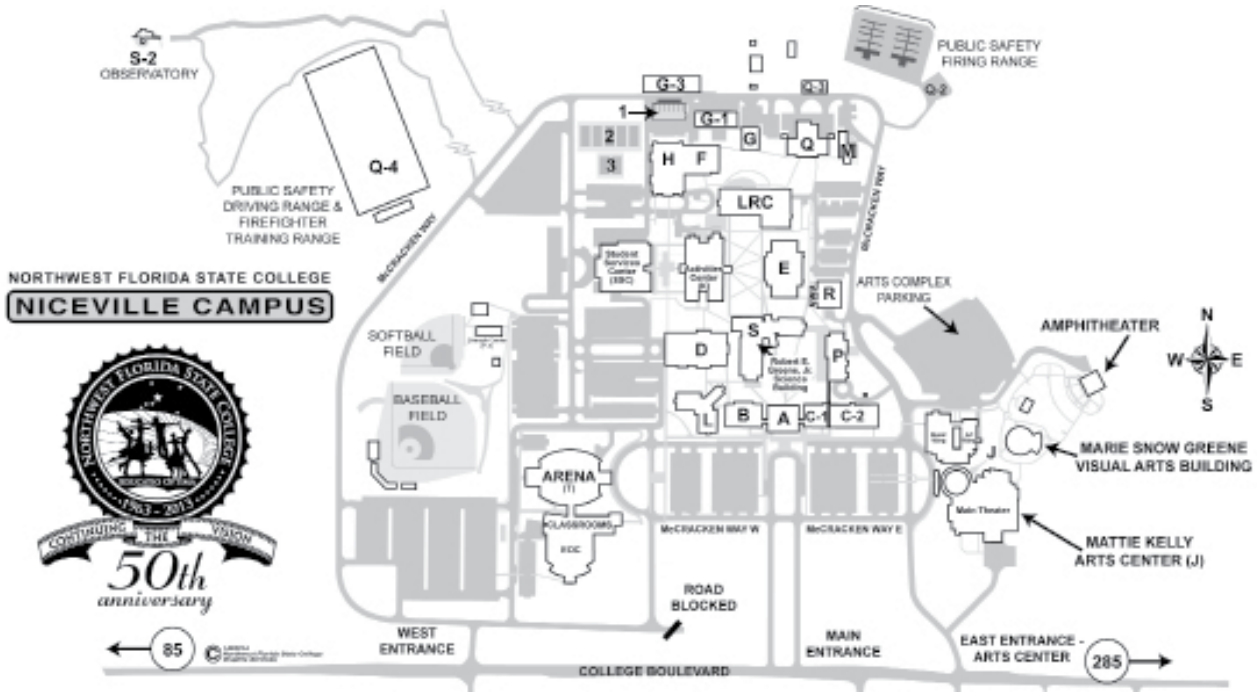
S-2
OBSERVATORY
PUBLIC SAFETY
FIRING RANGE
Q-2
Q-4
PUBLIC SAFETY
DRIVING RANGE &
FIREFIGHTER
TRAINING RANGE
McCRACKEN WAY
NORTHWEST FLORIDA STATE COLLEGE
NICEVILLE CAMPUS
G-3
G-1
LRC
ARTS COMPLEX
PARKING
AMPHITHEATER
SOFTBALL
FIELD
BASEBALL
FIELD
ARENA
MARIE SNOW GREENE
VISUAL ARTS BUILDING
MATTIE KELLY
ARTS CENTER (J)
McCRACKEN WAY W
McCRACKEN WAY E
ROAD
BLOCKED
WEST
ENTRANCE
MAIN
ENTRANCE
EAST ENTRANCE -
ARTS CENTER
COLLEGE BOULEVARD
85
285
N
W
E
S

STUDENT HEADCOUNT UNDUPLICATED – Five Year Trend – *2010 through 2015*

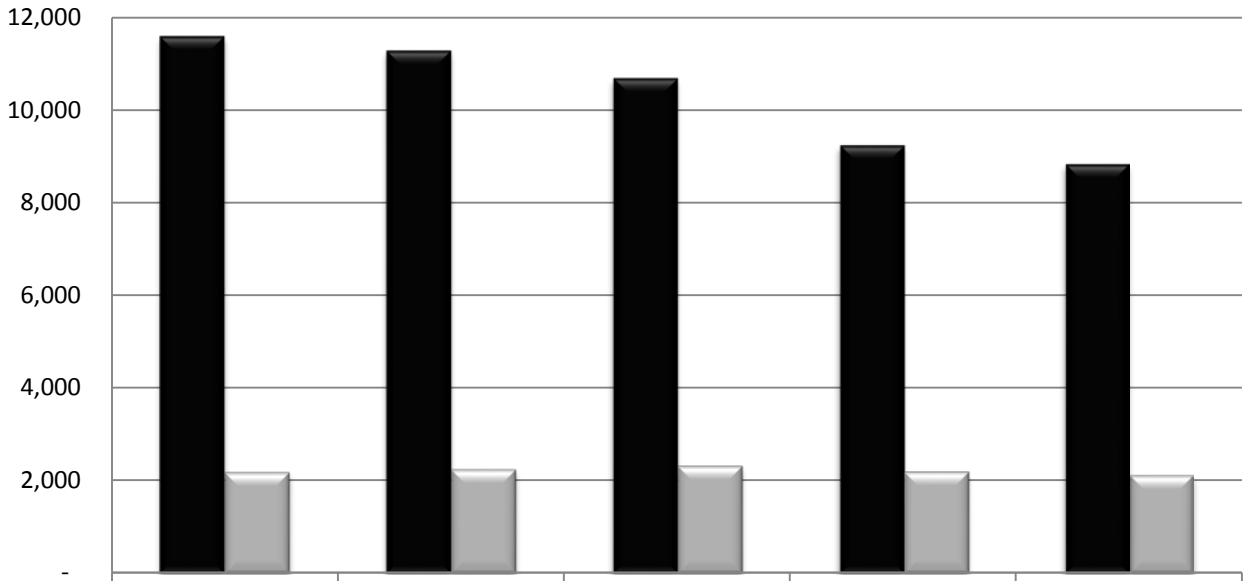

	2010-2011	2011-2012	2012-2013	2013-2014	2014-2015
Credit	11,598	11,282	10,687	9,242	8,834
Noncredit	2,150	2,216	2,288	2,165	2,090

Source: NEXUS OSS014B1.

STUDENT HEADCOUNT BY PROGRAM COURSE – Five Year Trend – *2010 through 2015*

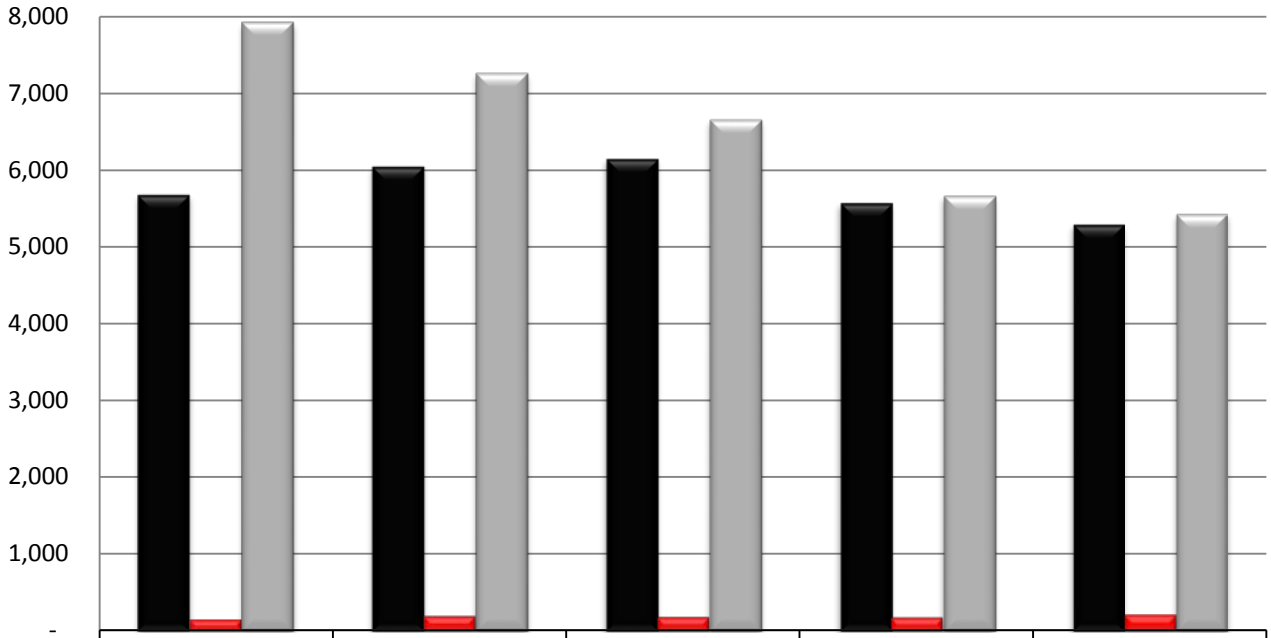

	2010-2011	2011-2012	2012-2013	2013-2014	2014-2015
A&P*	5,682	6,050	6,149	5,575	5,294
Vocational	138	183	167	163	197
Other**	7,928	7,265	6,659	5,669	5,433

Notes: *Baccalaureate and Associate Degree Seeking (B.A.S., B.S.E., B.S.N., A.A., A.S., A.A.S.)
** Undecided, Non-credit/Continuing Ed, ABE, ESL, GED

Source: NEXUS OSS014B1.

STUDENT HEADCOUNT BY GENDER – Five Year Trend – *2010 through 2015*

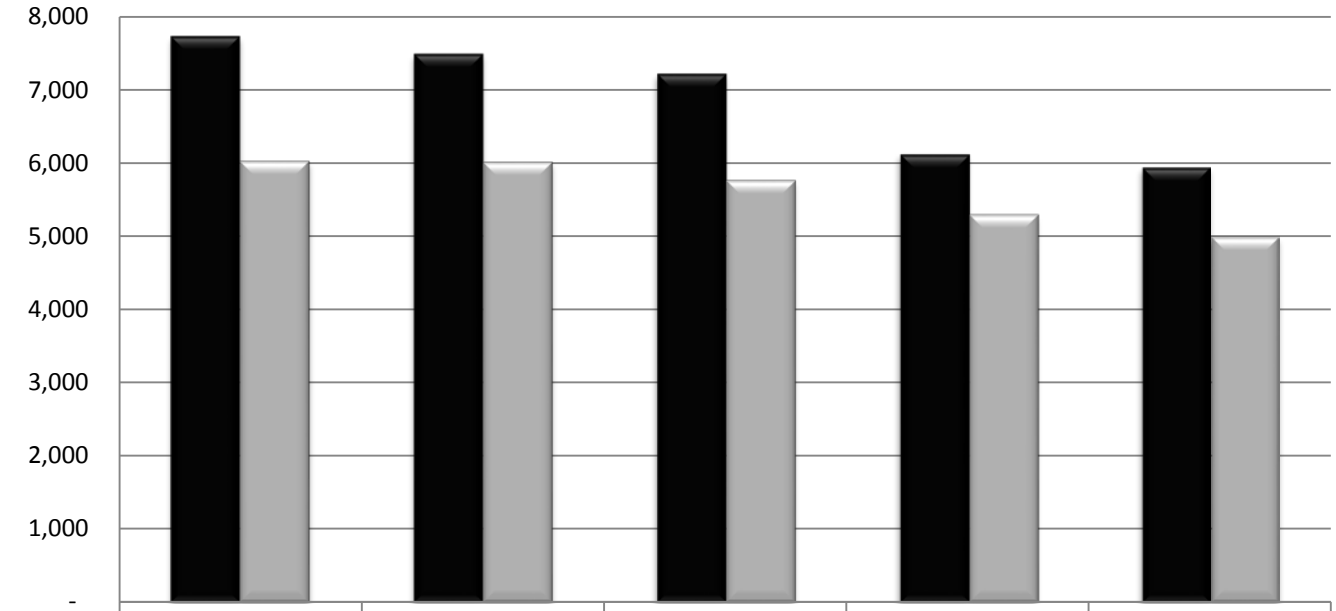

	2010-2011	2011-2012	2012-2013	2013-2014	2014-2015
Female	7,728	7,489	7,217	6,118	5,938
Male	6,020	6,009	5,758	5,289	4,986

Source: NEXUS OSS014B1.

STUDENT HEADCOUNT BY RACE – Five Year Trend – *2010 through 2015*

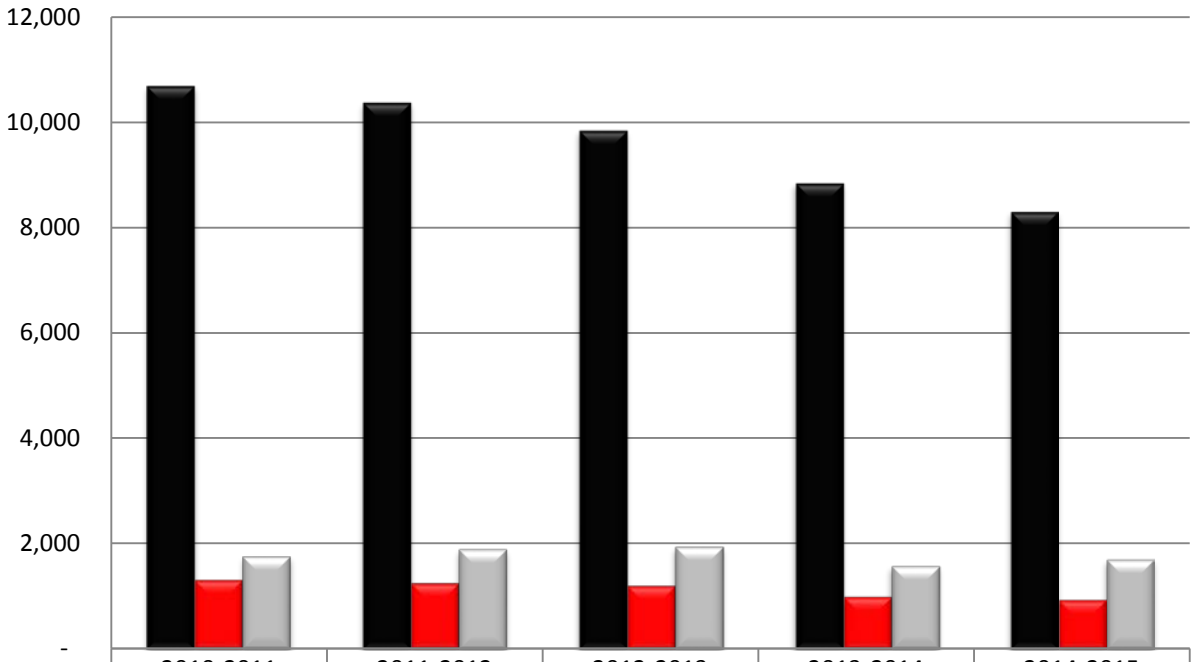

	2010-2011	2011-2012	2012-2013	2013-2014	2014-2015
White	10,692	10,373	9,848	8,852	8,306
Black/African American	1,301	1,242	1,192	987	926
Other	1,755	1,883	1,935	1,568	1,692

Source: NEXUS OSS014B1.

STUDENT HEADCOUNT BY DEGREE – Five Year Trend – *2010 through 2015*

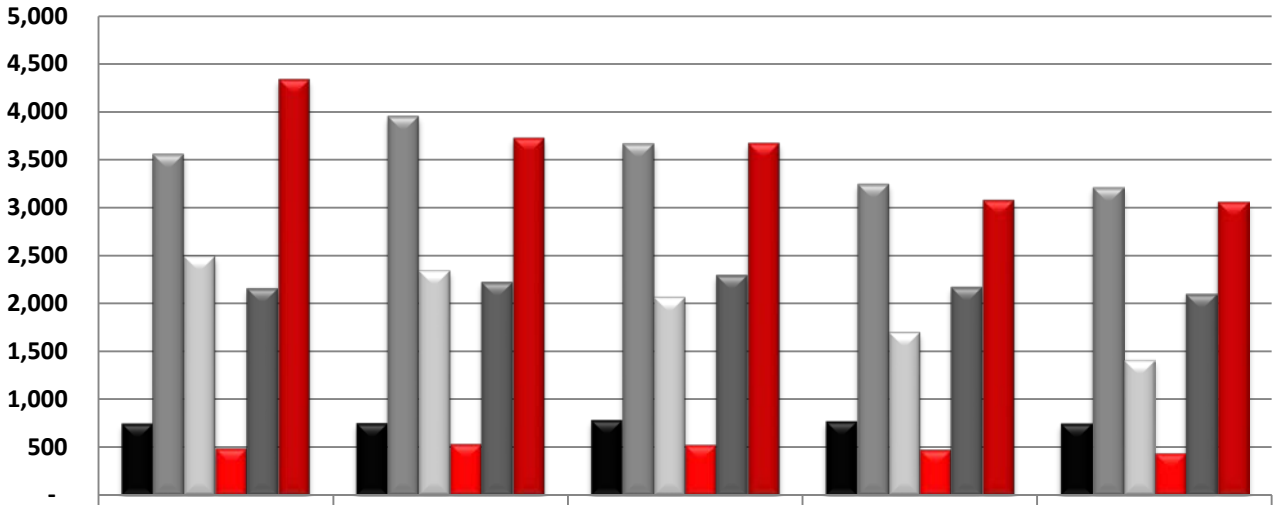

	2010-2011	2011-2012	2012-2013	2013-2014	2014-2015
Baccalaureate	742	745	776	764	741
AA	3,555	3,949	3,664	3,243	3,207
AS/AAS	2,484	2,335	2,058	1,693	1,401
Certificate	478	524	514	463	426
Noncredit	2,150	2,216	2,288	2,165	2,090
Undeclared	4,339	3,729	3,675	3,079	3,059

Source: NEXUS OSS014B1.

STUDENT HEADCOUNT BY MAILING ADDRESS – Five Year Trend – *2010 through 2015*

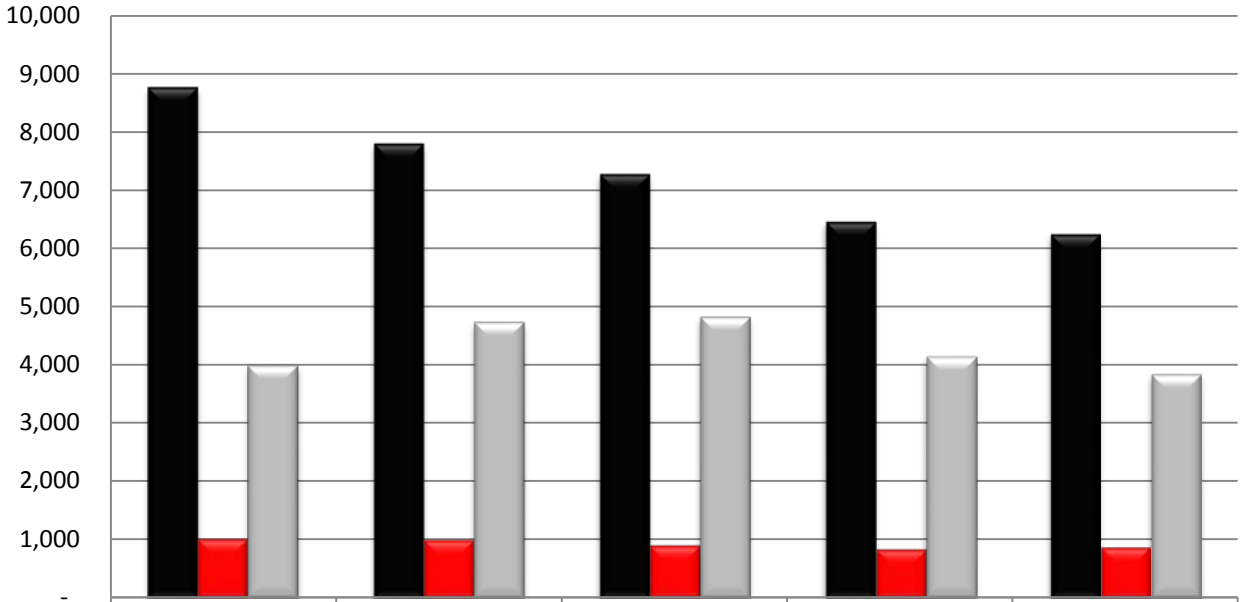

	2010-2011	2011-2012	2012-2013	2013-2014	2014-2015
Okaloosa County	8,768	7,802	7,279	6,457	6,246
Walton County	996	979	886	819	852
Other	3,984	4,717	4,810	4,131	3,826

Source: NEXUS OSS014B1.

Chautauqua Center – DeFuniak Springs

LOCATION	908 U. S. Highway 90 West DeFuniak Springs, FL 32433
TELEPHONE	850-200-4104
FAX NUMBER	850-892-8198
DIRECTOR	Ms. Julia Terrell
EMAIL	terrellj@nwfsc.edu

CHAUTAUQUA CENTER

The Chautauqua Center serves Walton County residents each year with programs and course offerings to meet the educational needs of Walton County citizens of all ages and levels of education – everything from adult basic education to college degree programs.

The center provides services to adults who do not have a high school diploma, including adult literacy programs, English for Speakers of Other Languages (ESOL), and courses to prepare for the GED high school equivalent exam. The center offers a variety of non-credit, leisure classes that range from art lessons to photography to even a variety of fitness options for all ages and levels of experience.

The Chautauqua Center also provides college preparatory courses to help individuals improve their academic skills before entering college classes and a wide range of college credit and vocational credit programs.

The Chautauqua Center's facilities include 90 acres of land that will provide space for future expansion. The Chautauqua Center has state-of-the-art student computer labs, instructional facilities and a wellness center with the latest in exercise machines.

LIBRARY SERVICES

The Walton County Library System and the Niceville Campus Library serve students enrolled at the Chautauqua Center. Walton County students may request books and photocopies via intra-campus loan from the Niceville Campus library, and Niceville Campus library materials may be renewed or returned at the Walton-DeFuniak Springs Public Library or the Chautauqua Center.

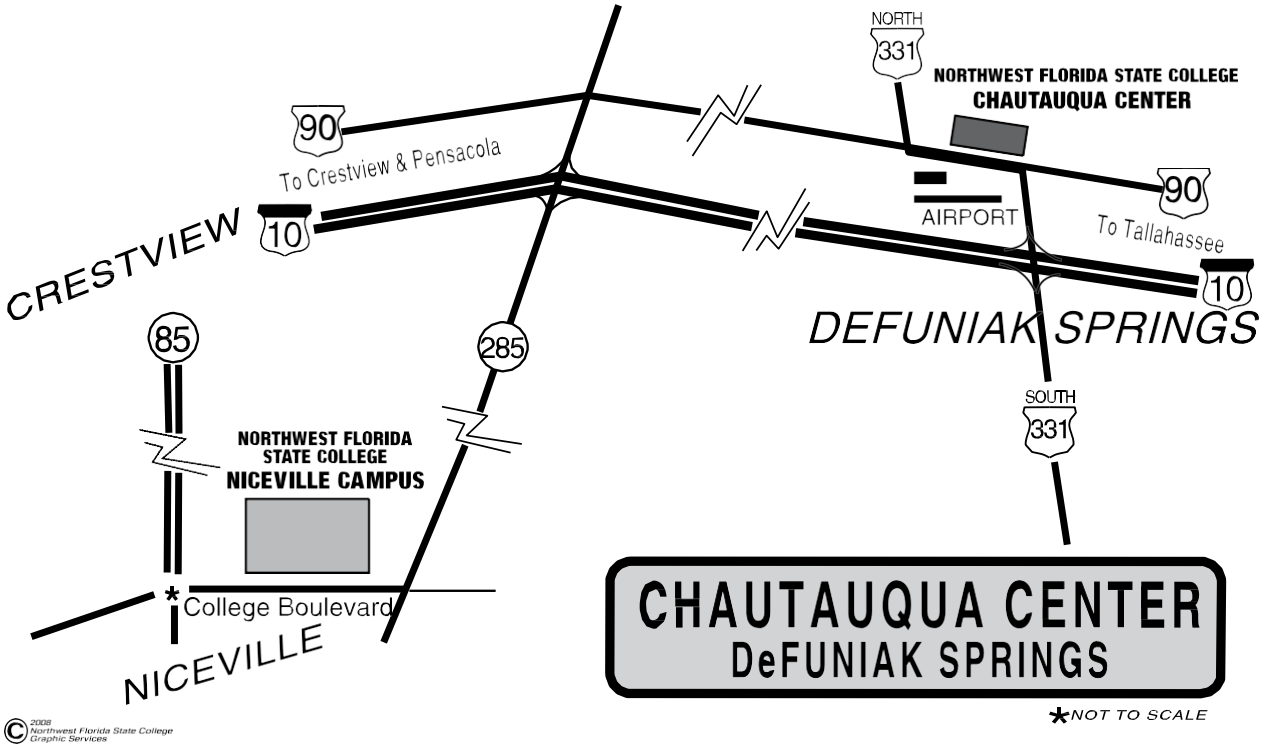

STUDENT HEADCOUNT UNDUPLICATED – Five Year Trend – *2010 through 2015*

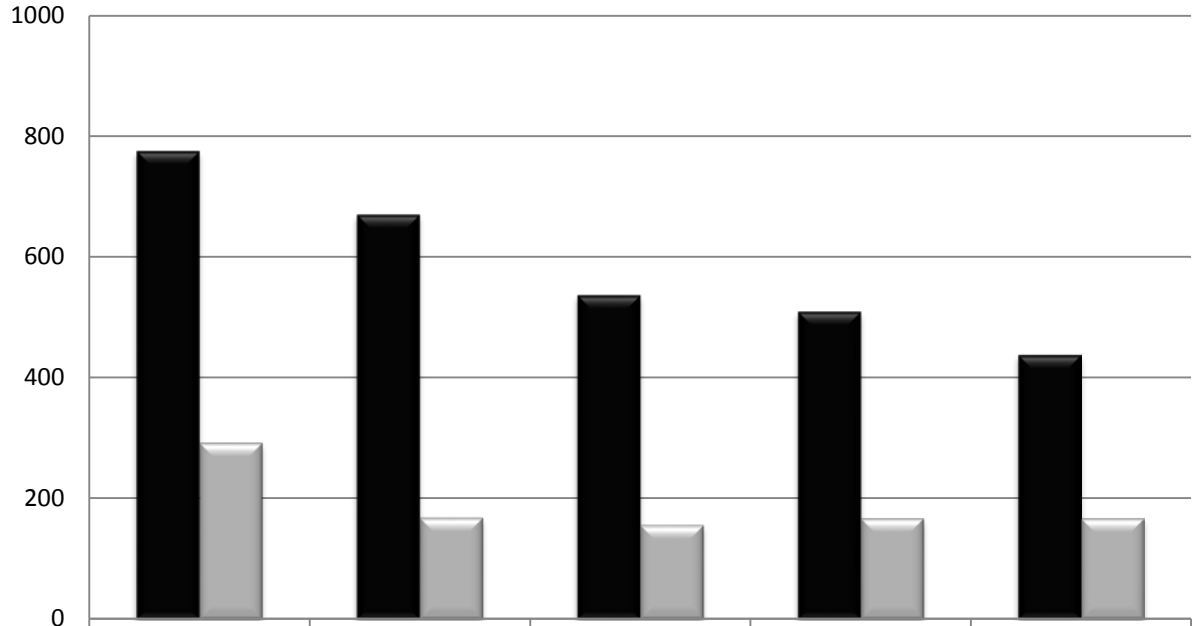

	2010-2011	2011-2012	2012-2013	2013-2014	2014-2015
Credit	775	670	537	510	438
Noncredit	290	167	155	166	166

SOURCE: NEXUS OSS014B1.

STUDENT HEADCOUNT BY PROGRAM COURSE – Five Year Trend – *2010 through 2015*

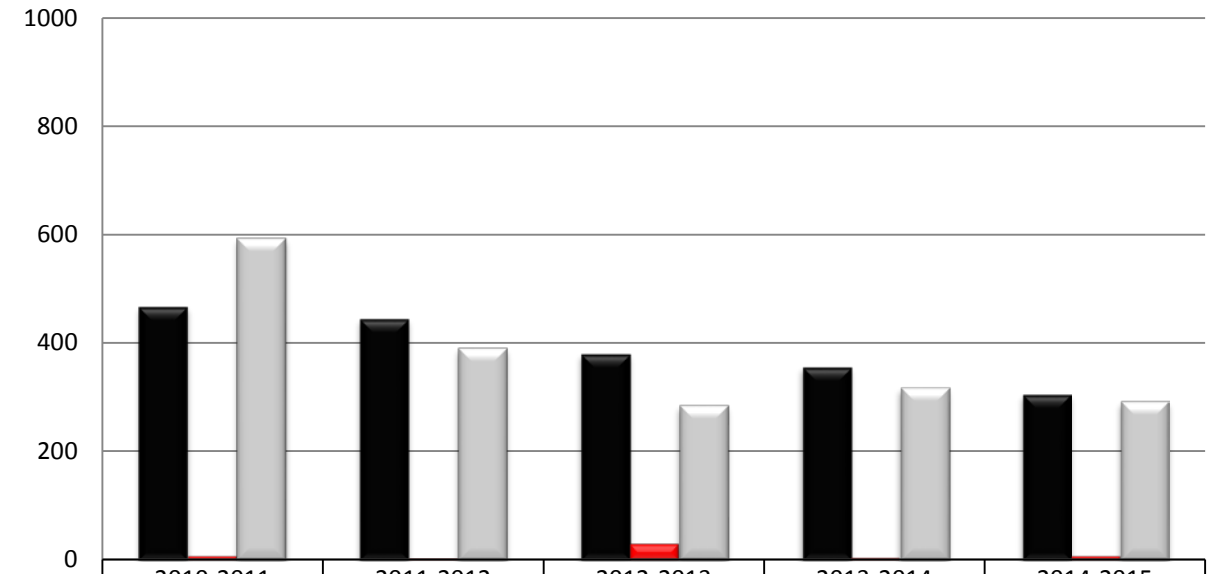

	2010-2011	2011-2012	2012-2013	2013-2014	2014-2015
A&P*	466	444	379	355	305
Vocational	7	3	28	4	7
Other**	592	390	285	317	292

Notes: *Baccalaureate and Associate Degree Seeking (B.A.S., B.S.E., B.S.N., A.A., A.S., A.A.S.)
** Undecided, Non-credit/Continuing Ed, ABE, ESL, GED

SOURCE: NEXUS OSS014B1.

STUDENT HEADCOUNT BY GENDER – Five Year Trend – *2010 through 2015*

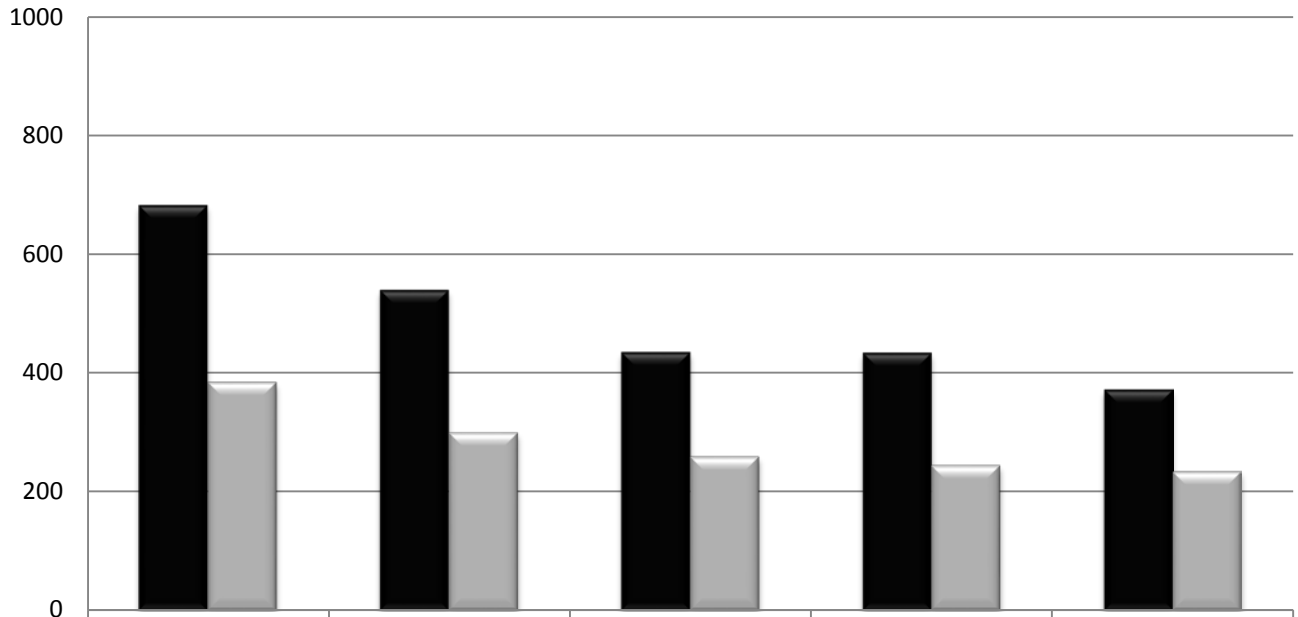

	2010-2011	2011-2012	2012-2013	2013-2014	2014-2015
Female	682	539	434	433	371
Male	383	298	258	243	233

SOURCE: NEXUS OSS014B1.

STUDENT HEADCOUNT BY RACE – Five Year Trend – *2010 through 2015*

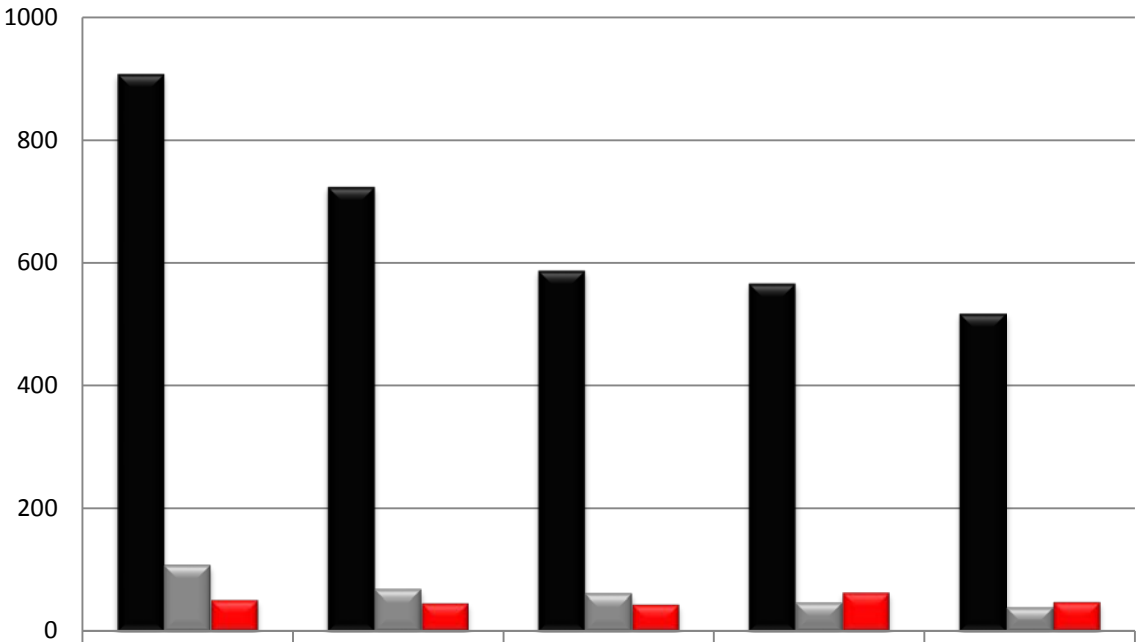

	2010-2011	2011-2012	2012-2013	2013-2014	2014-2015
White	908	724	588	567	518
Black/African American	107	68	61	47	39
Other	50	45	43	62	47

SOURCE: NEXUS OSS014B1.

STUDENT HEADCOUNT BY PROGRAM – Five Year Trend – *2010 through 2015*

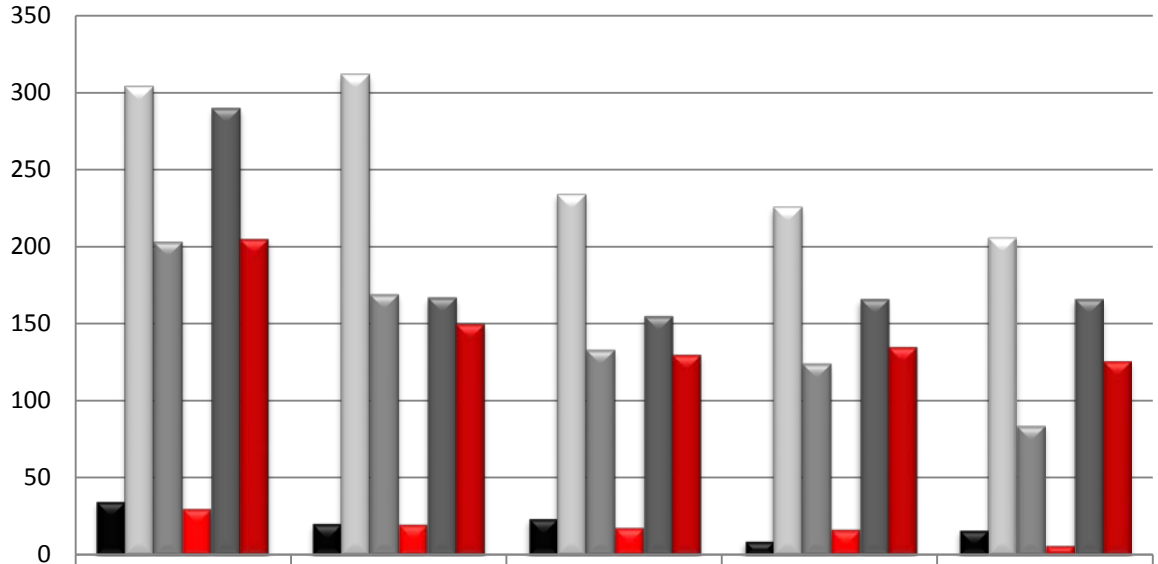

	2010-2011	2011-2012	2012-2013	2013-2014	2014-2015
Baccalaureate	34	20	23	9	16
AA	304	312	234	226	206
AS/AAS	203	169	133	124	84
Certificate	29	19	17	16	6
Noncredit	290	167	155	166	166
Undeclared	205	150	130	135	126

SOURCE: NEXUS OSS014B1.

STUDENT HEADCOUNT BY MAILING ADDRESS – Five Year Trend – *2010 through 2015*

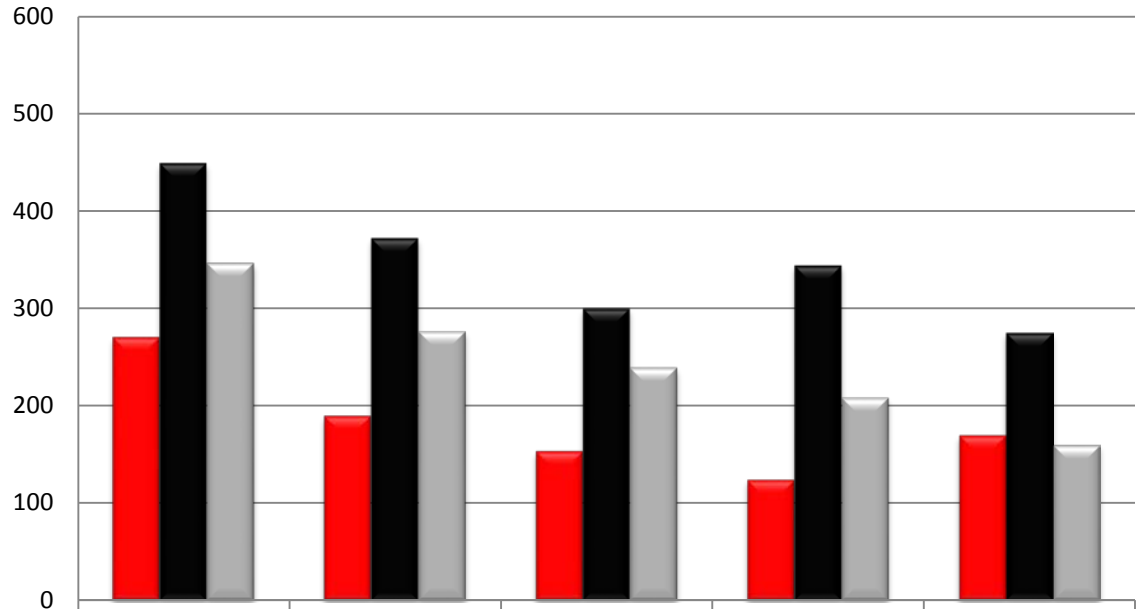

	2010-2011	2011-2012	2012-2013	2013-2014	2014-2015
Okaloosa County	270	189	153	124	169
Walton County	449	372	300	344	275
Other	346	276	239	208	160

SOURCE: NEXUS OSS014B1.

Eglin Air Force Base Center

LOCATION	Building 251, Room 127 Eglin AFB, FL 32542
TELEPHONE	850-200-4180
FAX NUMBER	850-729-2541
CAMPUS SPECIALIST	Ms. Kathy Martin
EMAIL	martink@nwfsc.edu

EGLIN AIR FORCE BASE CENTER

The college's Eglin Air Force Base Center, located on Eglin Air Force Base between Niceville and Valparaiso, provides credit and noncredit courses and programs to support the personnel assigned to Eglin Air Force Base and the surrounding area. Services provided include counseling, admissions/registration, financial aid information, and placement testing.

A special program allows military members to expand a Community College of the Air Force (CCAF) degree to a second college degree with as few as fifteen additional college credits (approximately five classes) from NWF State College. As a Service member's Opportunity College, NWF State College allows degree completion in the event of a PCS move.

PROGRAMS OFFERED

- College credit courses leading to a an associate degree or certificate
- College preparatory courses
- Military and civilian customized training programs
- Seminars and workshops

LIBRARY SERVICES

The Niceville campus library serve students enrolled in classes at Eglin. To avoid traveling, students may request materials via intra-campus loan from the Niceville campus library. Niceville campus library materials may be renewed or returned at the Eglin Air Force Base Center.

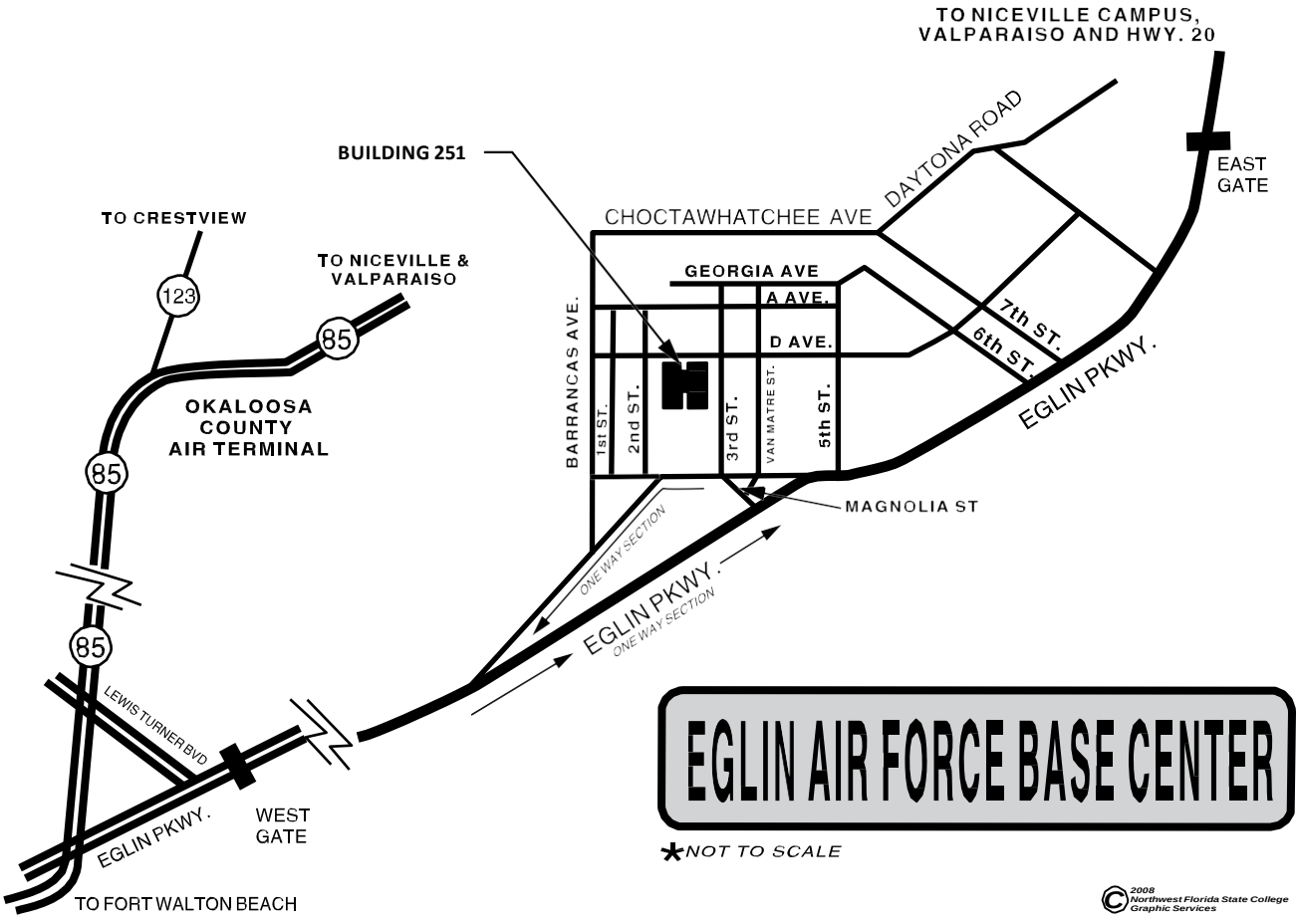

STUDENT HEADCOUNT UNDUPLICATED – Five Year Trend – *2010 through 2015*

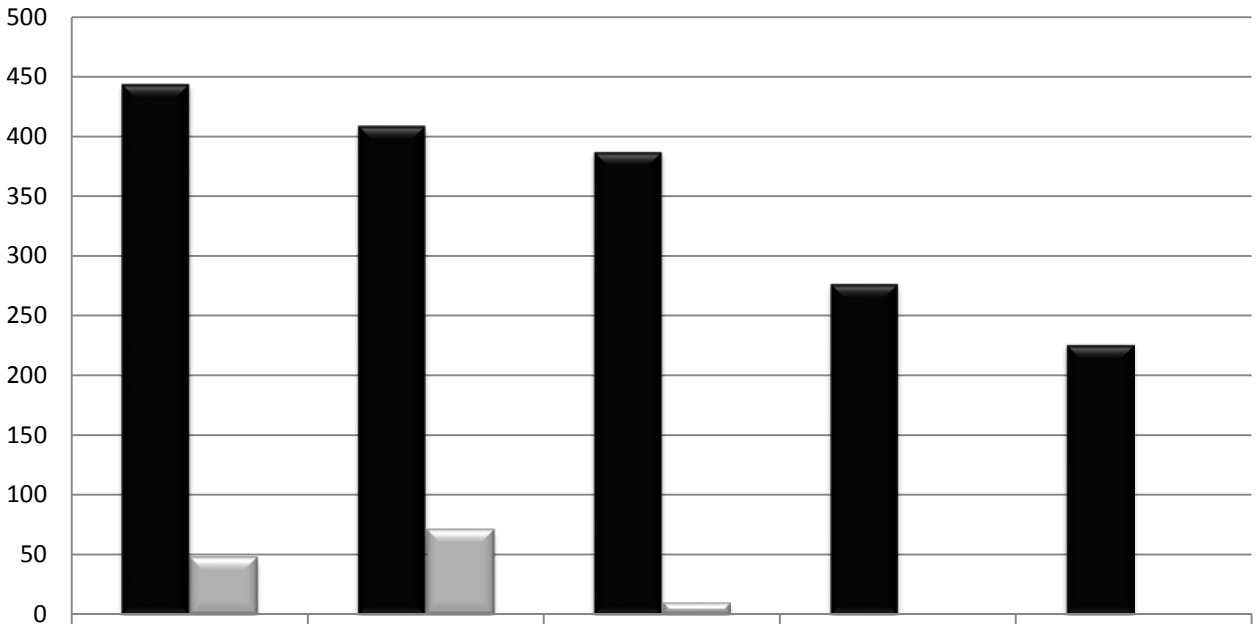

	2010-2011	2011-2012	2012-2013	2013-2014	2014-2015
Credit	444	409	387	277	226
Noncredit	48	71	10	0	0

SOURCE: NEXUS OSS014B1.

STUDENT HEADCOUNT BY PROGRAM COURSE – Five Year Trend – *2010 through 2015*

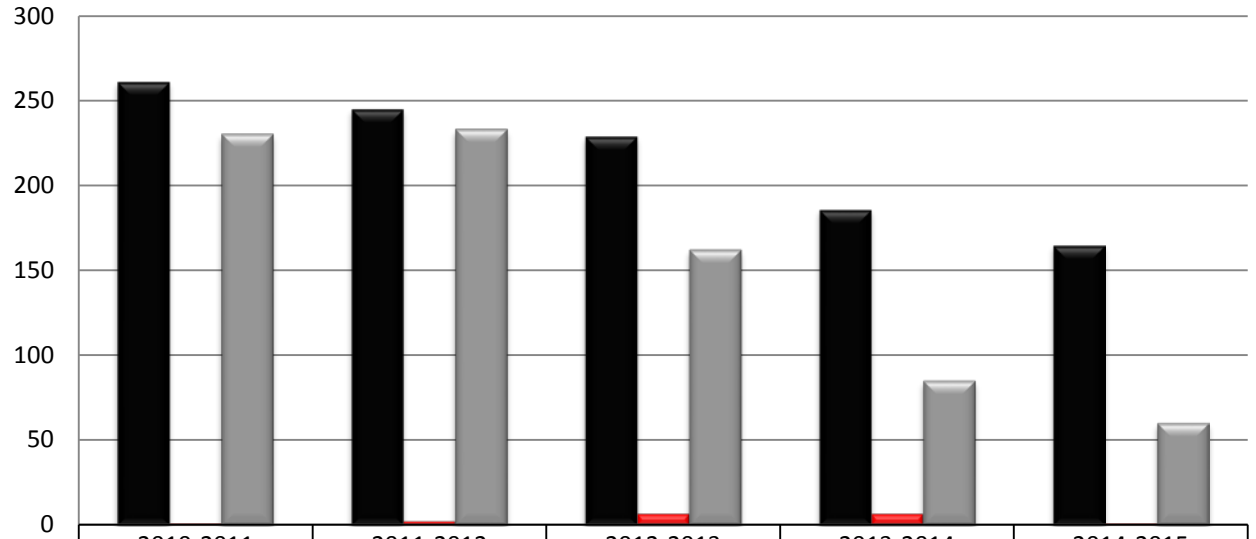

	2010-2011	2011-2012	2012-2013	2013-2014	2014-2015
A&P*	261	245	229	186	165
Vocational	1	2	6	6	1
Other**	230	233	162	85	60

Notes: *Baccalaureate and Associate Degree Seeking (B.A.S., B.S.E., B.S.N., A.A., A.S., A.A.S.)
** Undecided, Non-credit/Continuing Ed, ABE, ESL, GED

STUDENT HEADCOUNT BY GENDER – Five Year Trend – *2010 through 2015*

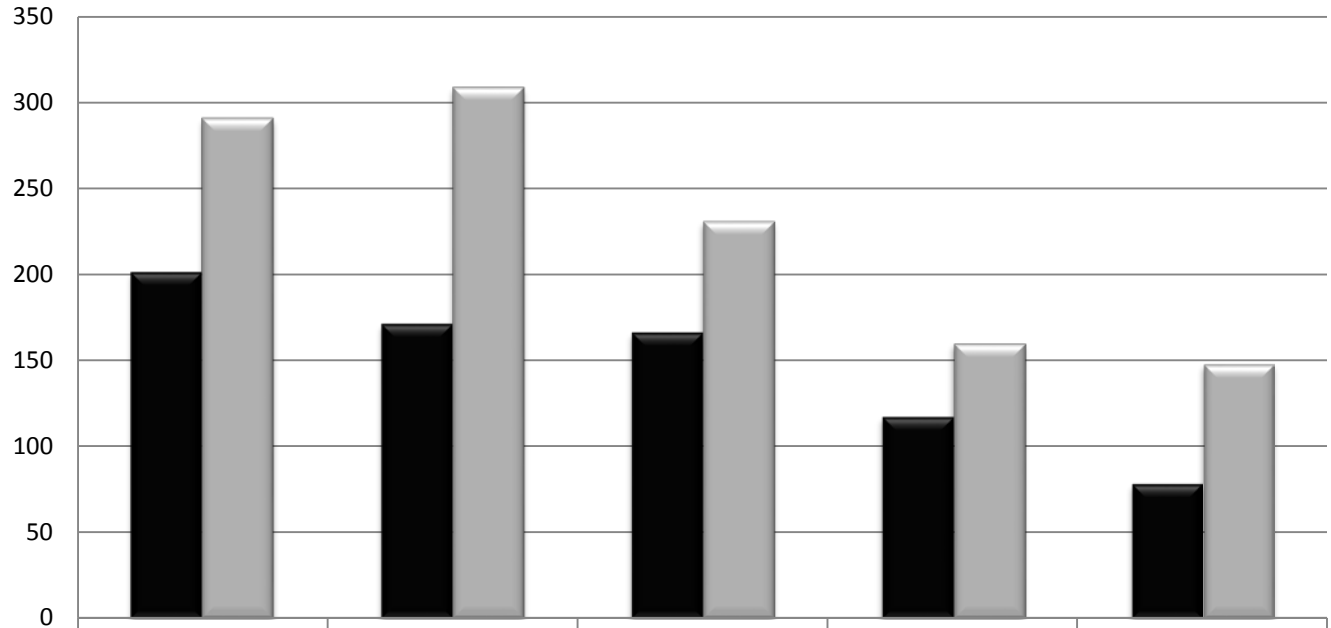

	2010-2011	2011-2012	2012-2013	2013-2014	2014-2015
Female	201	171	166	117	78
Male	291	309	231	160	148

SOURCE: NEXUS OSS014B1.

STUDENT HEADCOUNT BY RACE – Five Year Trend – *2010 through 2015*

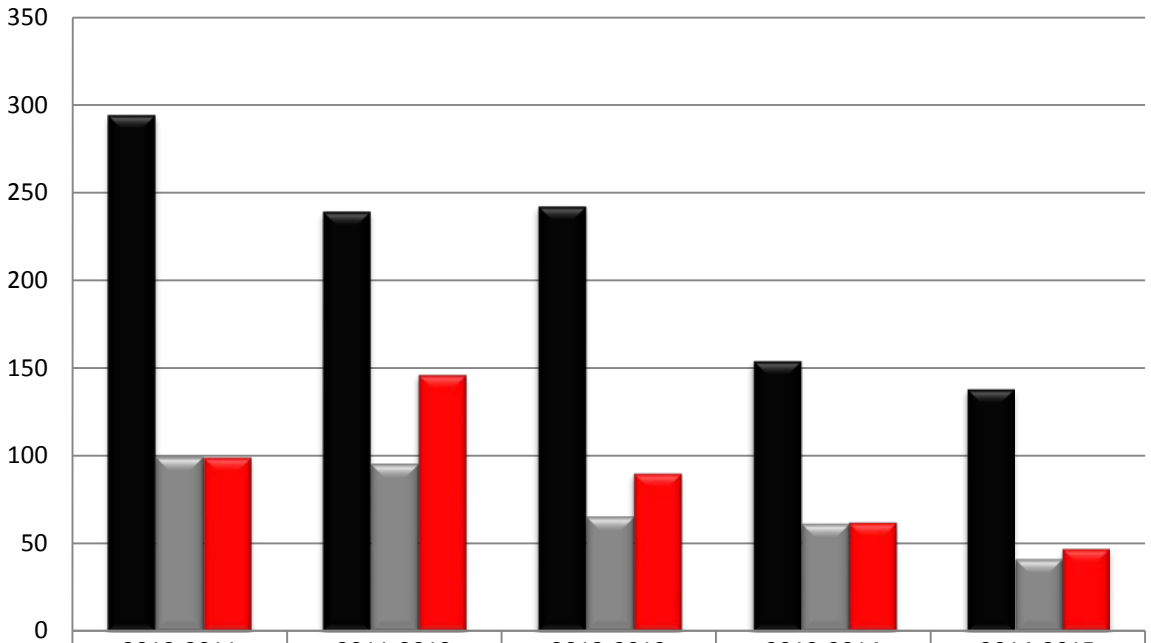

	2010-2011	2011-2012	2012-2013	2013-2014	2014-2015
White	294	239	242	154	138
Black/African American	99	95	65	61	41
Other	99	146	90	62	47

SOURCE: NEXUS OSS014B1.

STUDENT HEADCOUNT BY PROGRAM – Five Year Trend – *2010 through 2015*

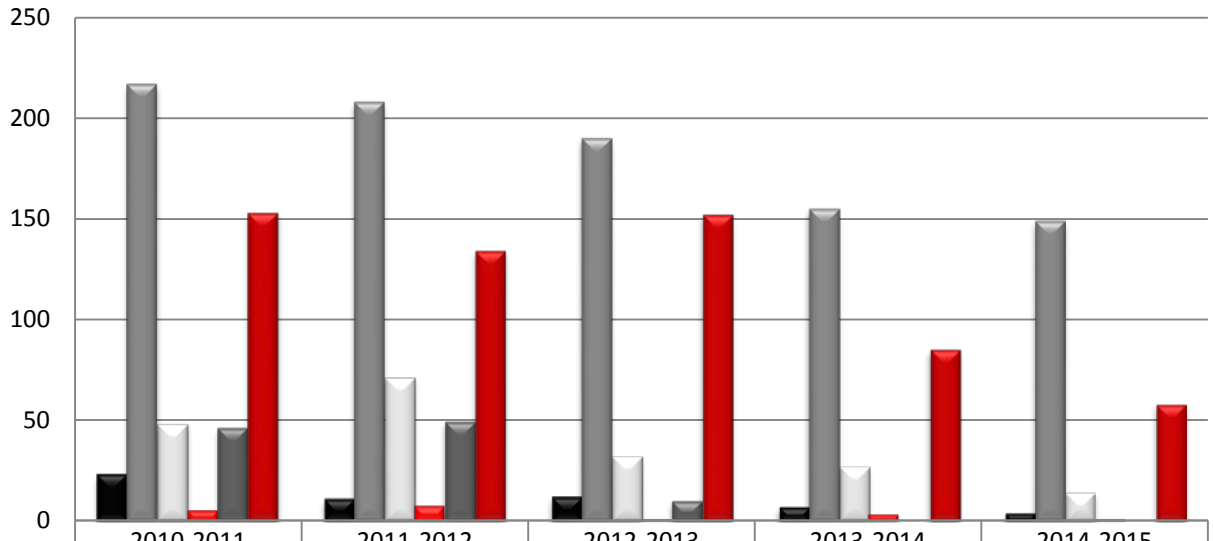

	2010-2011	2011-2012	2012-2013	2013-2014	2014-2015
Baccalaureate	23	11	12	7	4
AA	217	208	190	155	149
AS/AAS	48	71	32	27	14
Certificate	5	7	1	3	1
Noncredit	46	49	10	0	0
Undeclared	153	134	152	85	58

SOURCE: NEXUS OSS014B1.

STUDENT HEADCOUNT BY MAILING ADDRESS – Five Year Trend – *2010 through 2015*

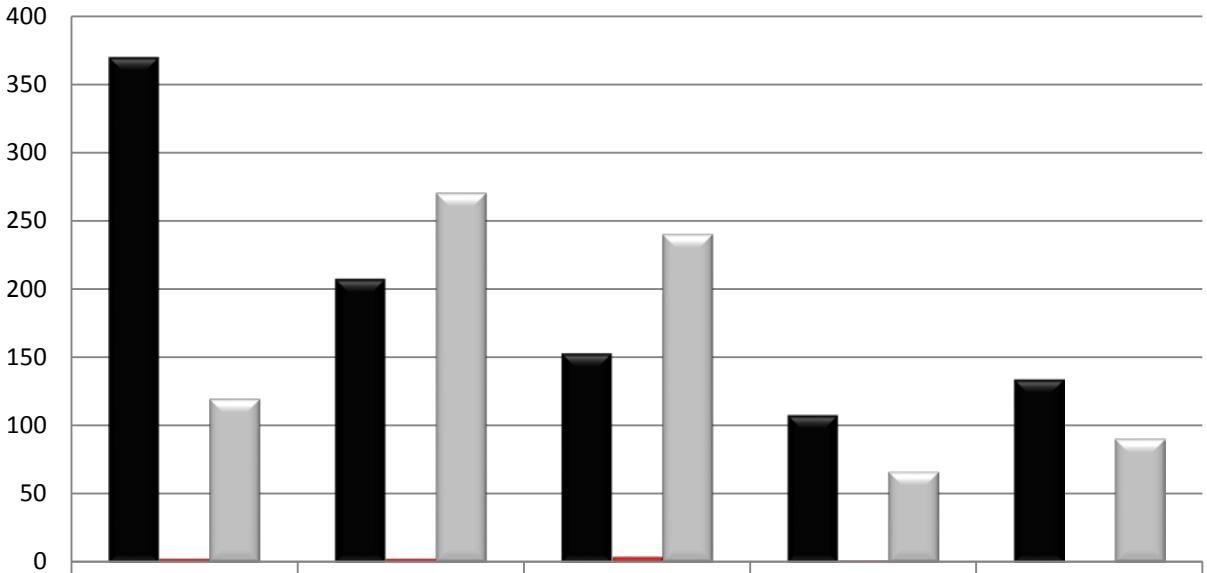

	2010-2011	2011-2012	2012-2013	2013-2014	2014-2015
Okaloosa County	370	208	154	109	135
Walton County	2	2	3	1	0
Other	120	270	240	67	91

SOURCE: NEXUS OSS014B1.

Fort Walton Beach Campus

LOCATION	1170 Martin Luther King, Jr., Blvd. Fort Walton Beach, FL 32547
TELEPHONE	850-863-6501
FAX NUMBER	850-863-6560
DIRECTOR	Mr. Ross Hamilton
EMAIL	hamiltor@nwfsc.edu

FORT WALTON BEACH

The college's Fort Walton Beach Campus is a joint campus with the University of West Florida, and provides higher education a wide variety of college credit and non-credit programs, seminars/workshops, and community activities. The campus also houses the Okaloosa Economic Development Council.

Located in a growing region of Okaloosa County, the Fort Walton Beach campus offers educational opportunities similar to those at the Niceville campus. These include computer and science laboratories, a graduate level library (maintained by the University of West Florida), audiovisual materials, a student lounge, a wellness center, a college bookstore, and student services such as admissions/registration, counseling, and testing.

PROGRAMS OFFERED

- College credit courses leading to an associate degrees and certificates
- Special courses providing skills for professional certifications
- Adult Basic Education (ABE) and Continuing Education courses
- Seminars/workshops
- Various Economic Development activities

LIBRARY SERVICES

Staff of the UWF Fort Walton Beach campus library and the NWF State College Niceville campus library provide library services at the Fort Walton Beach campus. Books and other materials may be requested via intra-campus loan from the Niceville campus library, and Niceville library materials may be renewed or returned at the Fort Walton Beach campus library.

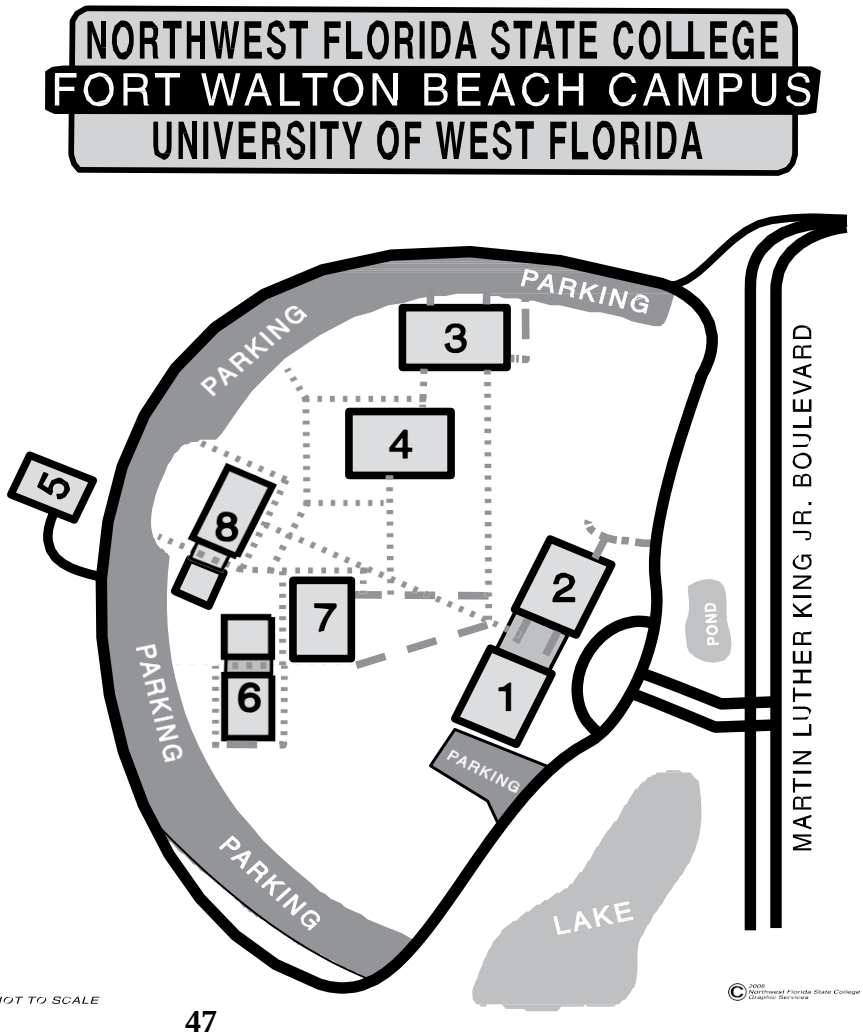

STUDENT HEADCOUNT UNDUPLICATED – Five Year Trend – *2010 through 2015*

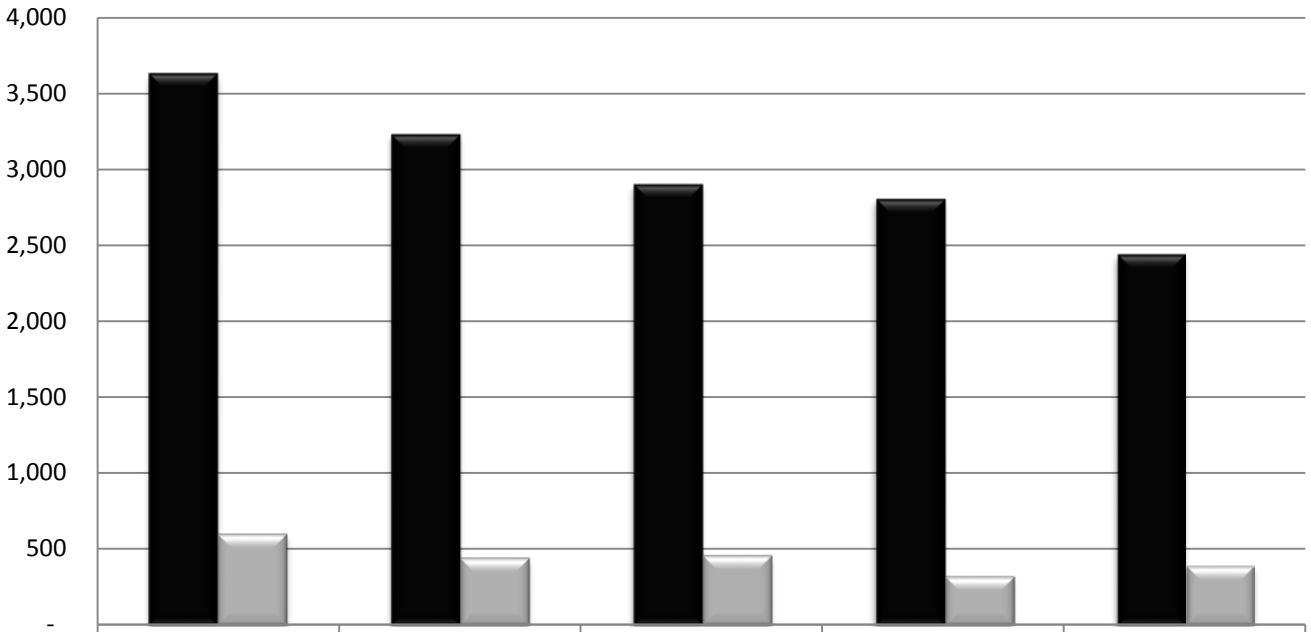

	2010-2011	2011-2012	2012-2013	2013-2014	2014-2015
Credit	3,635	3,232	2,903	2,805	2,441
Noncredit	596	440	456	318	386

Source: NEXUS OSS014B1.

STUDENT HEADCOUNT BY PROGRAM COURSE – Five Year Trend – *2010 through 2015*

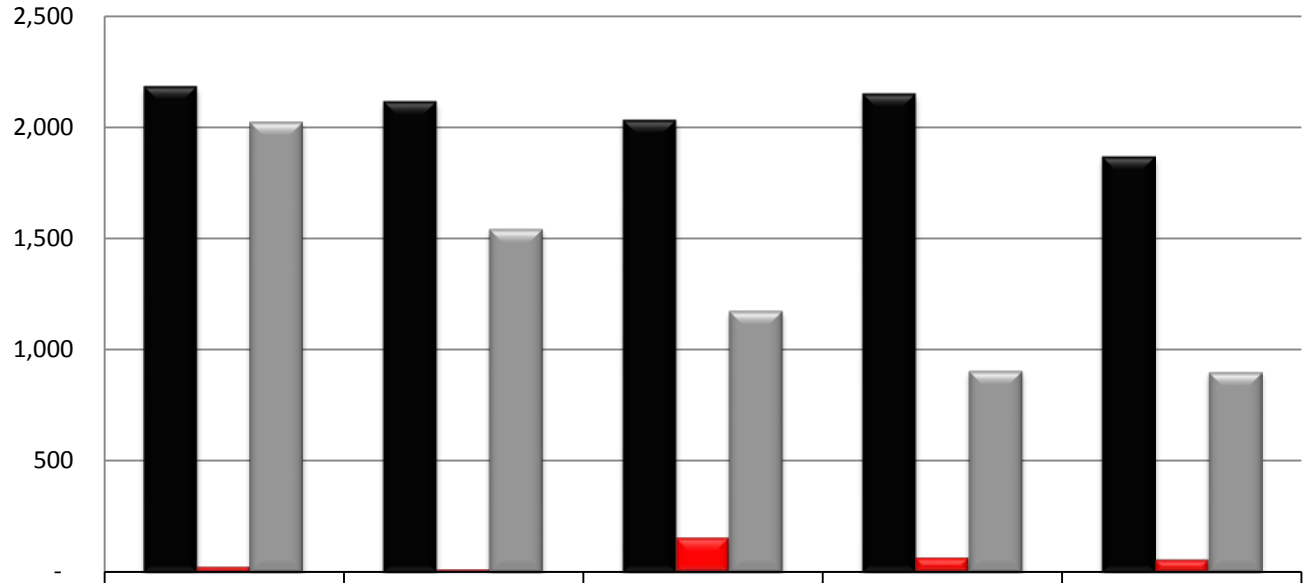

	2010-2011	2011-2012	2012-2013	2013-2014	2014-2015
A&P*	2,184	2,117	2,033	2,151	1,869
Vocational	24	13	152	64	56
Other**	2,023	1,542	1,174	908	902

Notes: *Baccalaureate and Associate Degree Seeking (B.A.S., B.S.E., B.S.N., A.A., A.S., A.A.S.)
** Undecided, Non-credit/Continuing Ed, ABE, ESL, GED

Source: NEXUS OSS014B1.

STUDENT HEADCOUNT BY GENDER – Five Year Trend – *2010 through 2015*

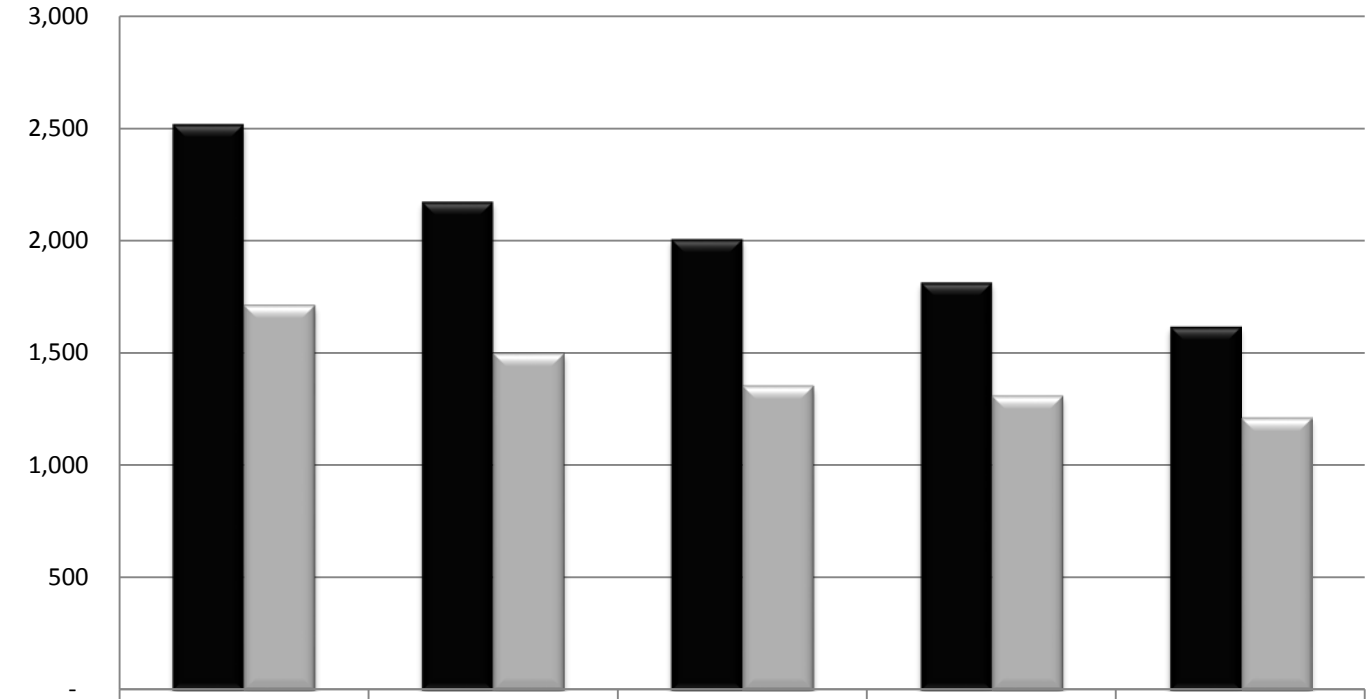

	2010-2011	2011-2012	2012-2013	2013-2014	2014-2015
Female	2,519	2,173	2,006	1,814	1,617
Male	1,712	1,499	1,353	1,309	1,210

Source: NEXUS OSS014B1.

STUDENT HEADCOUNT BY RACE – Five Year Trend – *2010 through 2015*

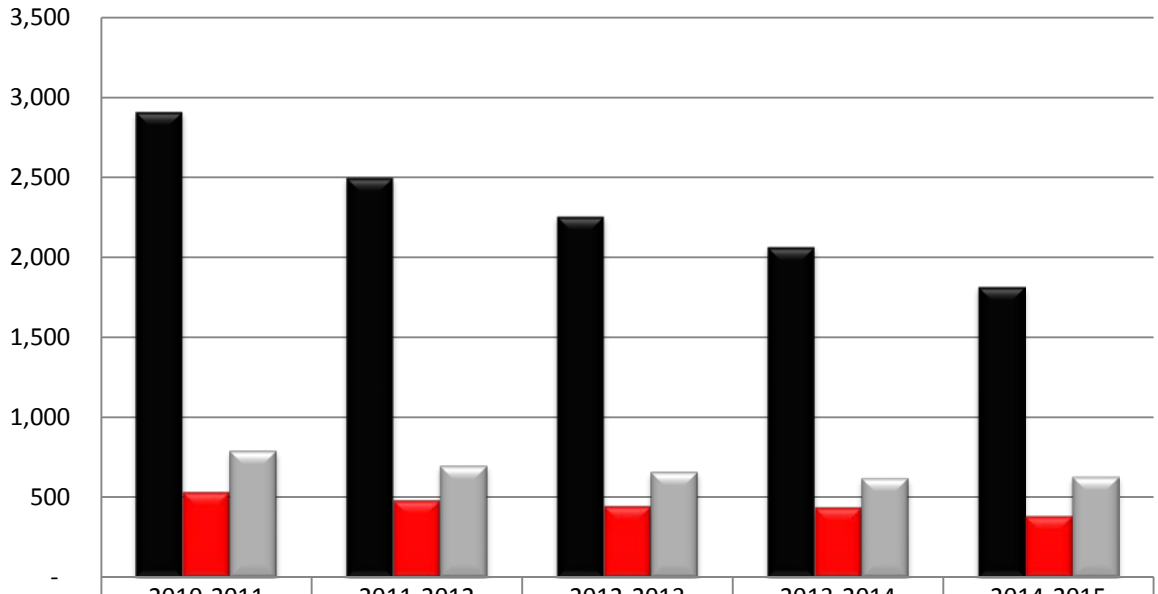

	2010-2011	2011-2012	2012-2013	2013-2014	2014-2015
White	2,909	2,498	2,257	2,067	1,818
Black/ African American	532	480	445	437	383
Other	790	694	657	619	626

Source: NEXUS OSS014B1.

STUDENT HEADCOUNT BY PROGRAM – Five Year Trend – *2010 through 2015*

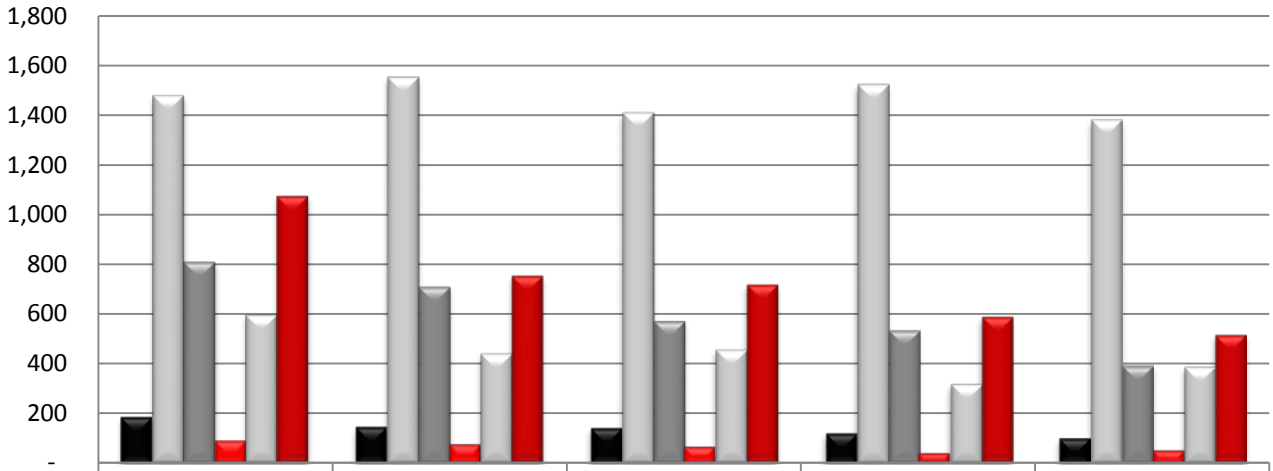

	2010-2011	2011-2012	2012-2013	2013-2014	2014-2015
Baccalaureate	183	145	140	119	100
AA	1,479	1,552	1,409	1,523	1,381
AS/AAS	810	709	572	534	394
Certificate	87	72	64	39	50
Noncredit	596	440	456	318	386
Undeclared	1,076	754	718	590	516

SOURCE: NEXUS OSS014B1.

STUDENT HEADCOUNT BY MAILING ADDRESS – Five Year Trend – *2010 through 2015*

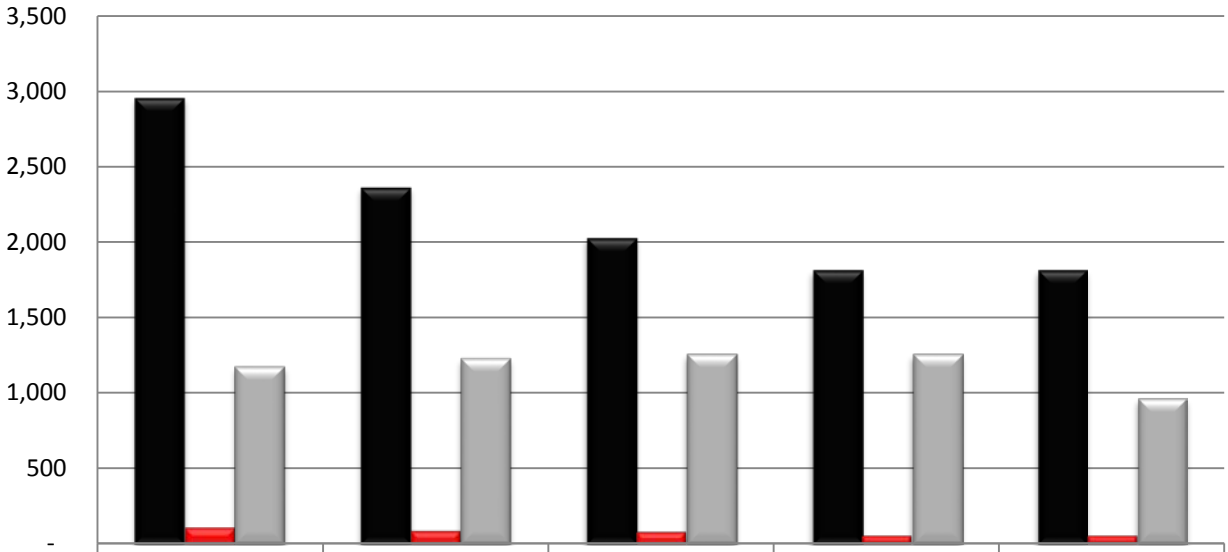

	2010-2011	2011-2012	2012-2013	2013-2014	2014-2015
Okaloosa County	2,959	2,363	2,029	1,816	1,816
Walton County	100	81	74	51	50
Other	1,172	1,228	1,256	1,256	961

SOURCE: NEXUS OSS014B1.

Hurlburt Field Center

LOCATION	90220 Lukasik Avenue Hurlburt Field, FL 32544
TELEPHONE	850-200-4190
FAX NUMBER	850-833-9235
DIRECTOR	Ms. Rhonda Duryea
EMAIL	duryear@nwfsc.edu

HURLBURT FIELD CENTER

The college's Hurlburt Field Center provides college credit courses and other programs designed to meet the needs of Hurlburt Field personnel. The center is housed at the Hurlburt Field base education center. The Hurlburt Field Center provides counseling, admissions/registration, financial aid information, and placement testing.

A special program allows military members to expand a Community College of the Air Force (CCAF) degree to a second college degree with as few as fifteen additional college credits (approximately five classes) from NWF State College. As a Service member's Opportunity College, NWF State College allows degree completion in the event of a Permanent Change of Station (PCS) move.

PROGRAMS OFFERED

- College credit courses leading to an associate degrees or certificates
- Courses specifically designed to meet the needs of individual military units and base contractors
- Adult Basic Education (ABE) and English as a Second Language (ESL)
- Computer classes

LIBRARY SERVICES

The Hurlburt Base library and the Niceville campus library serve students enrolled in Hurlburt Field Center classes. To avoid traveling, students may request materials via intra-campus loan from the Niceville campus library. Niceville campus library materials may be renewed or returned at the Hurlburt Field Center.

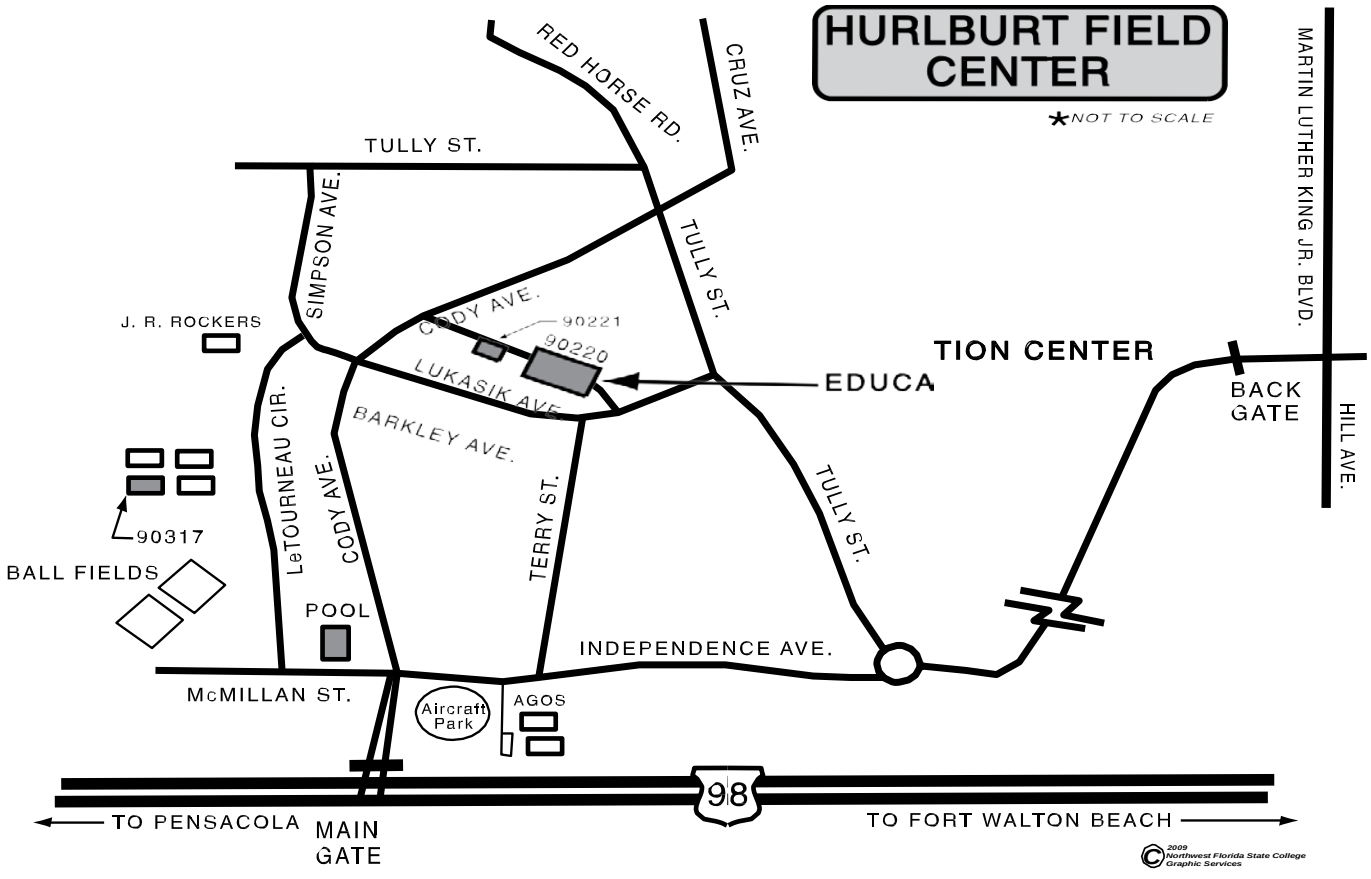

STUDENT HEADCOUNT UNDUPLICATED – Five Year Trend – *2010 through 2015*

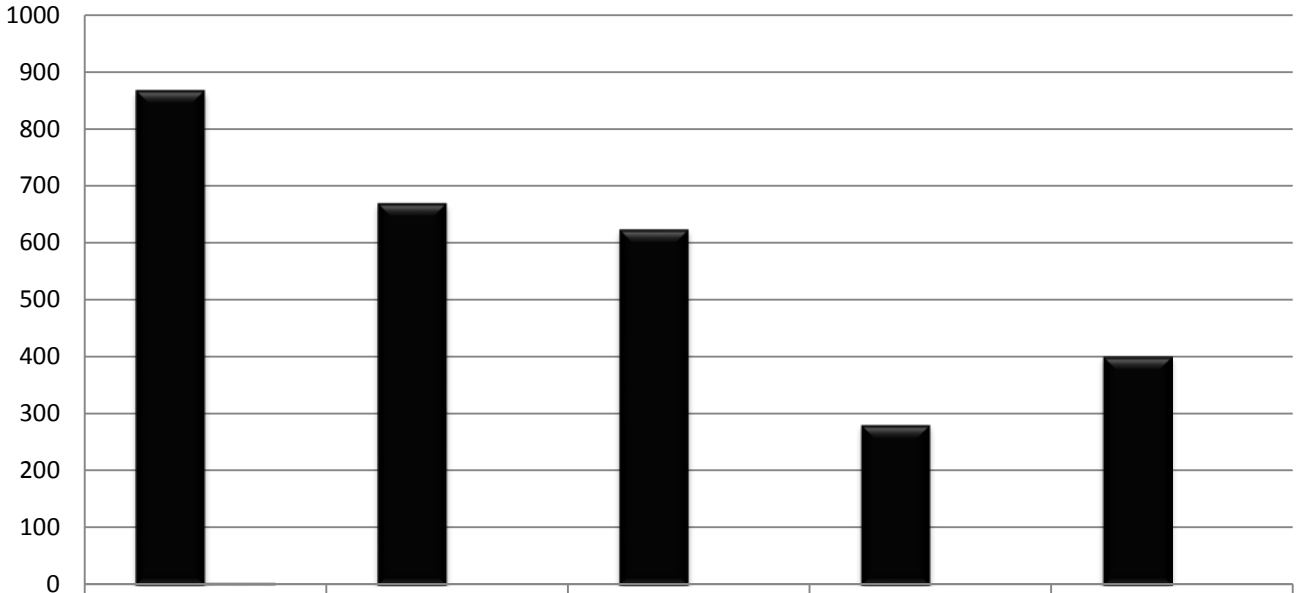

	2010-2011	2011-2012	2012-2013	2013-2014	2014-2015
Credit	868	670	624	281	401
Noncredit	1	0	0	0	0

SOURCE: NEXUS OSS014B1.

STUDENT HEADCOUNT BY PROGRAM COURSE – Five Year Trend – *2010 through 2015*

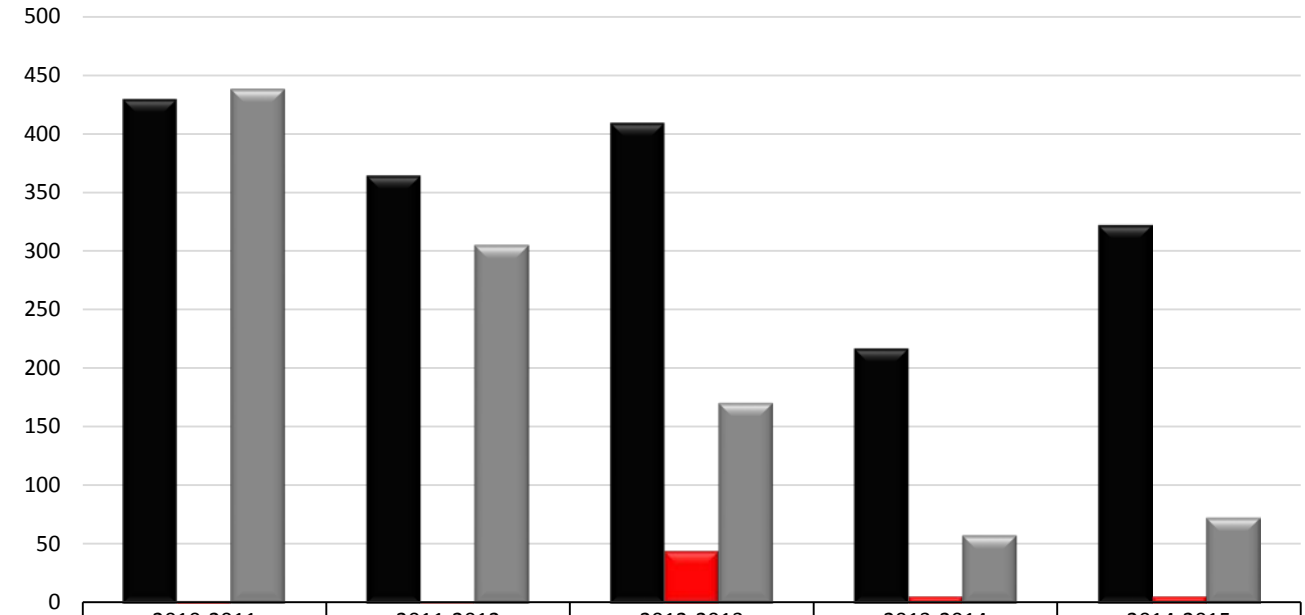

	2010-2011	2011-2012	2012-2013	2013-2014	2014-2015
A&P*	429	364	409	217	322
Vocational	2	1	44	6	6
Other**	438	305	171	58	73

Notes: *Baccalaureate and Associate Degree Seeking (B.A.S., B.S.E., B.S.N., A.A., A.S., A.A.S.)
** Undecided, Non-credit/Continuing Ed, ABE, ESL, GED

SOURCE: NEXUS OSS014B1.

STUDENT HEADCOUNT BY GENDER – Five Year Trend – *2010 through 2015*

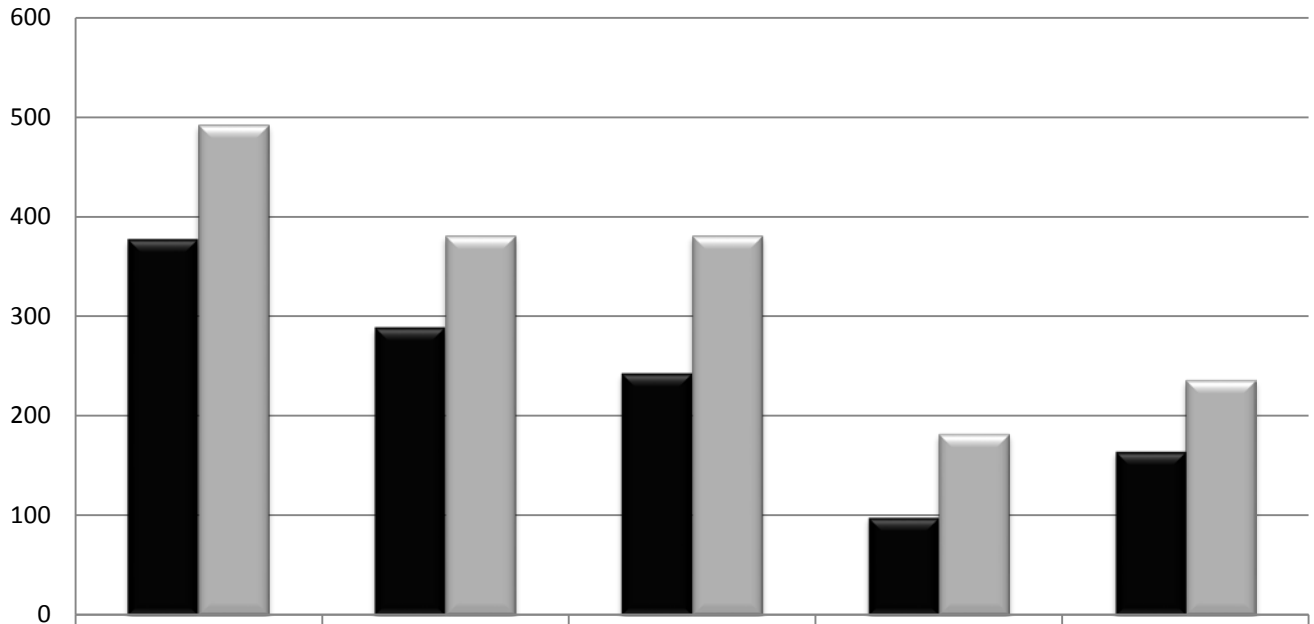

	2010-2011	2011-2012	2012-2013	2013-2014	2014-2015
Female	377	289	243	99	165
Male	492	381	381	182	236

SOURCE: NEXUS OSS014B1.

STUDENT HEADCOUNT BY RACE – Five Year Trend – *2010 through 2015*

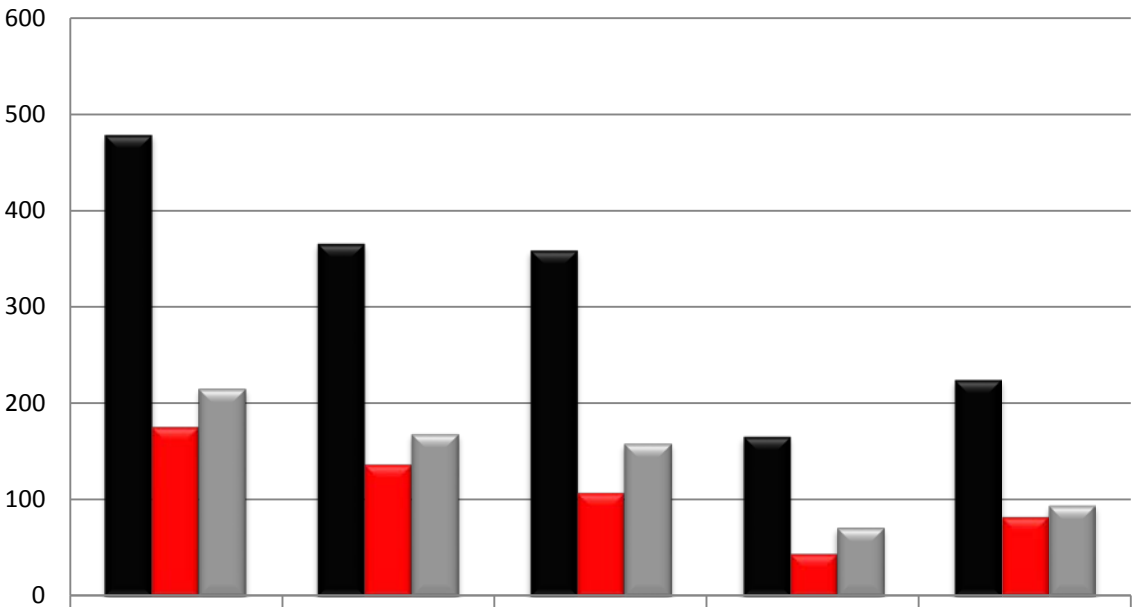

	2010-2011	2011-2012	2012-2013	2013-2014	2014-2015
White	479	366	359	166	225
Black/African American	175	136	107	44	82
Other	215	168	158	71	94

SOURCE: NEXUS OSS014B1.

STUDENT HEADCOUNT BY PROGRAM – Five Year Trend – *2010 through 2015*

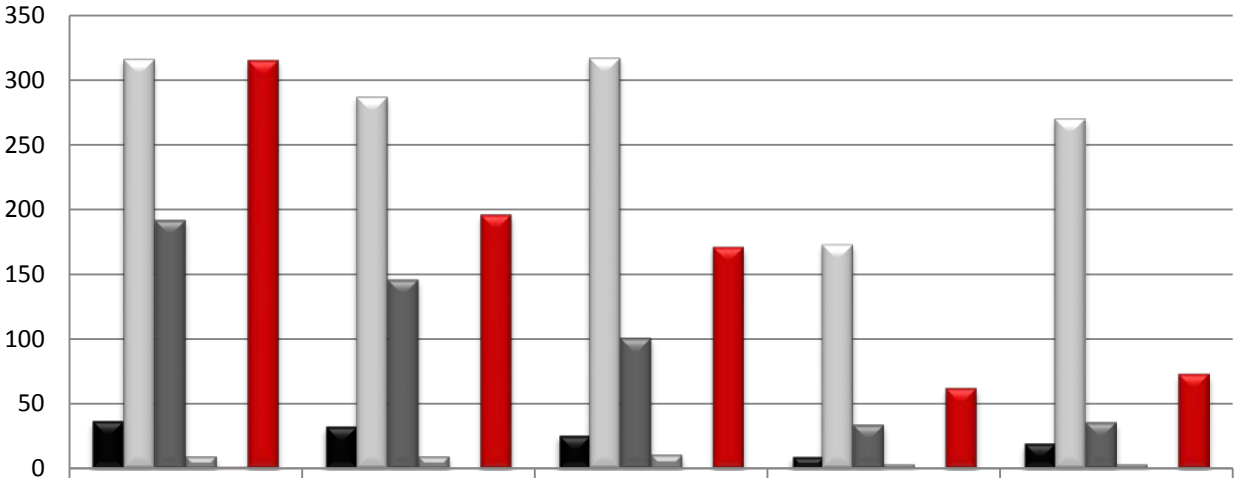

	2010-2011	2011-2012	2012-2013	2013-2014	2014-2015
Baccalaureate	36	32	25	9	19
AA	316	287	317	173	270
AS/AAS	192	146	101	34	36
Certificate	9	9	10	3	3
Noncredit	1	0	0	0	0
Undeclared	315	196	171	62	73

SOURCE: NEXUS OSS014B1.

STUDENT HEADCOUNT BY MAILING ADDRESS – Five Year Trend – *2010 through 2015*

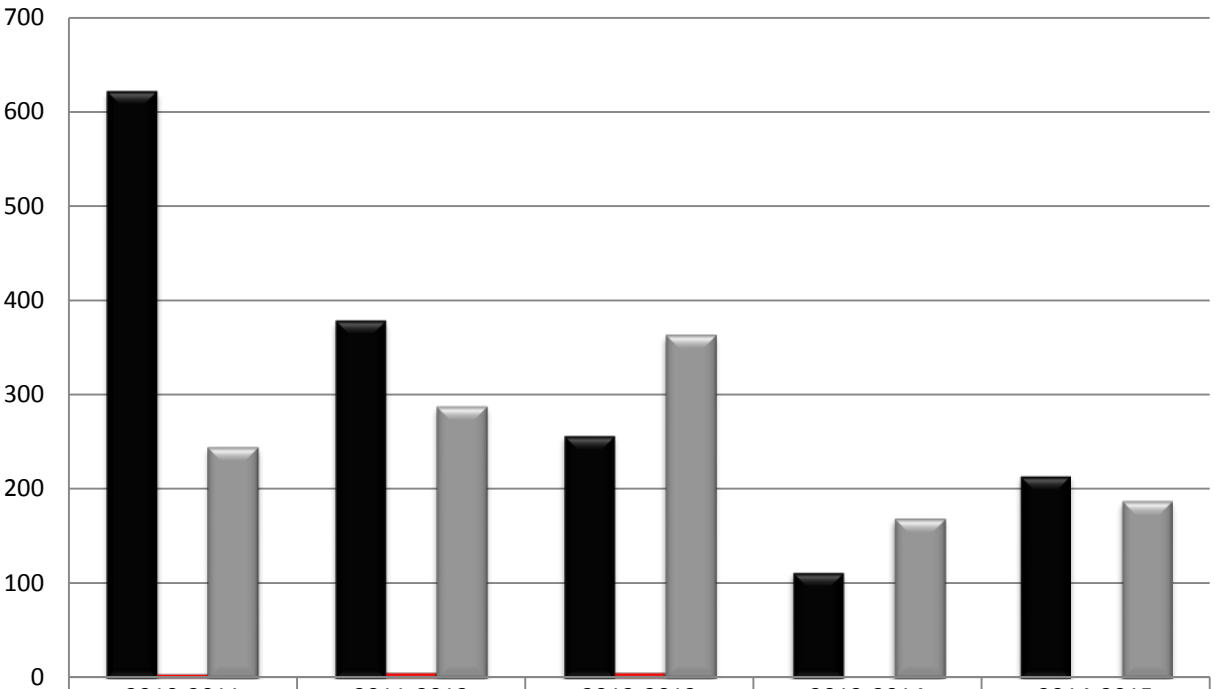

	2010-2011	2011-2012	2012-2013	2013-2014	2014-2015
Okaloosa County	622	379	257	112	214
Walton County	3	4	4	0	0
Other	244	287	363	169	187

SOURCE: NEXUS OSS014B1.

Robert L. F. Sikes Education Center – Crestview

LOCATION	805 Highway 90 East Crestview, FL 32536
TELEPHONE	850-200-4142
FAX NUMBER	850-689-7910
DIRECTOR	Dr. Patrice Williams
EMAIL	william3@nwfsc.edu

ROBERT L.F. SIKES EDUCATION CENTER

The college's Robert L. F. Sikes Education Center in Crestview serves the residents of north Okaloosa County with college credit and non-credit programs, adult basic education, college preparatory courses, academic advising, admissions, registration, financial aid information and placement testing. The center was expanded to double the center's classroom and instructional space. The center also houses a collection of memorabilia from the late U.S. congressman Robert L.F. (Bob) Sikes.

PROGRAMS OFFERED

- Adult Basic Education (ABE) courses
- College Credit courses leading to an associate degrees or certificates
- College Preparatory courses
- Vocational courses leading to a certificate
- Seminars and workshops on specific topics

LIBRARY SERVICES

The Niceville campus library and City of Crestview library serve students enrolled at the Robert L. F. Sikes Education Center. Students may request books and photocopies via intra-campus loan from the Niceville campus library, and Niceville campus library materials may be renewed or returned at the Sikes Center.

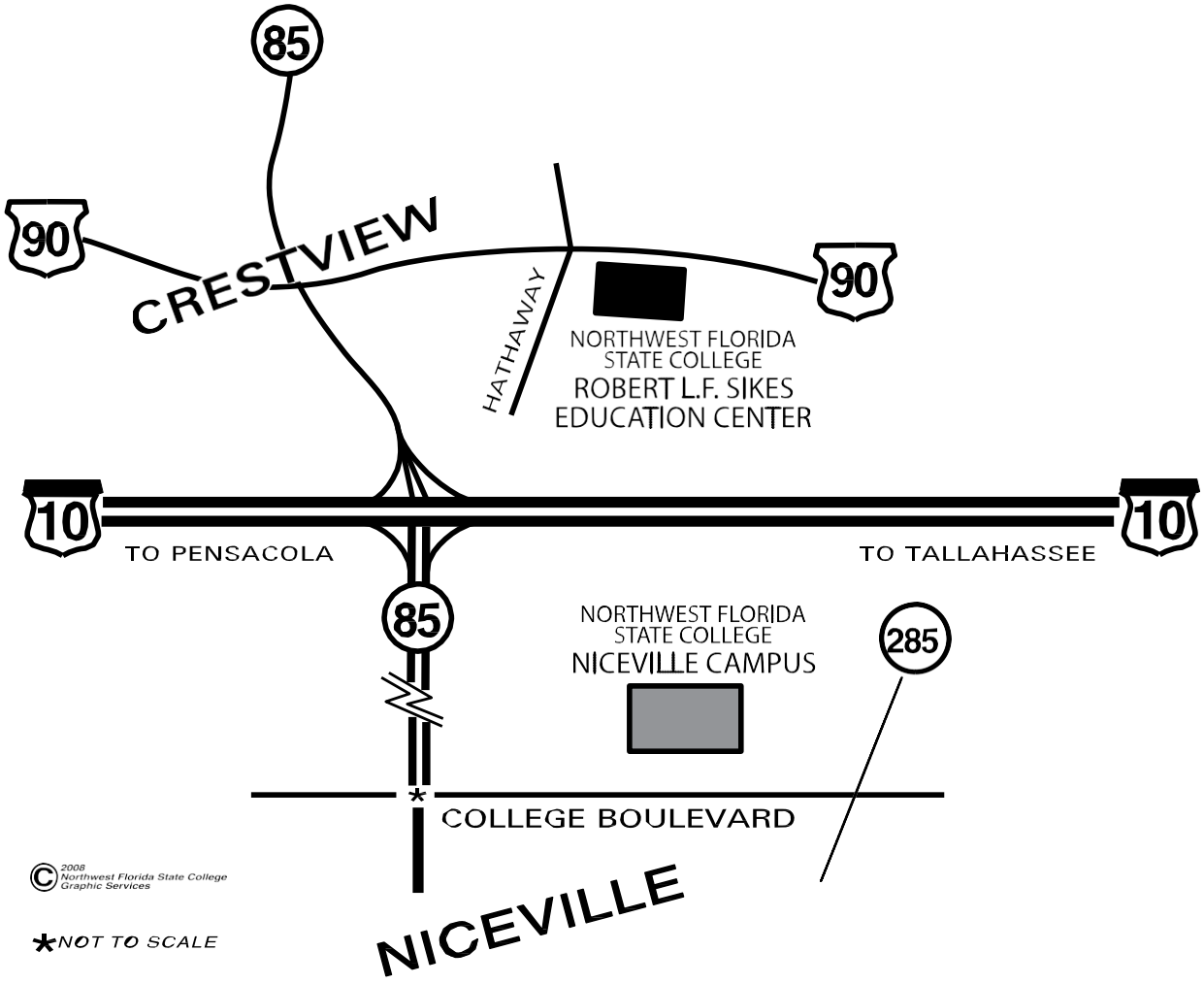

STUDENT HEADCOUNT UNDUPLICATED – Five Year Trend – *2010 through 2015*

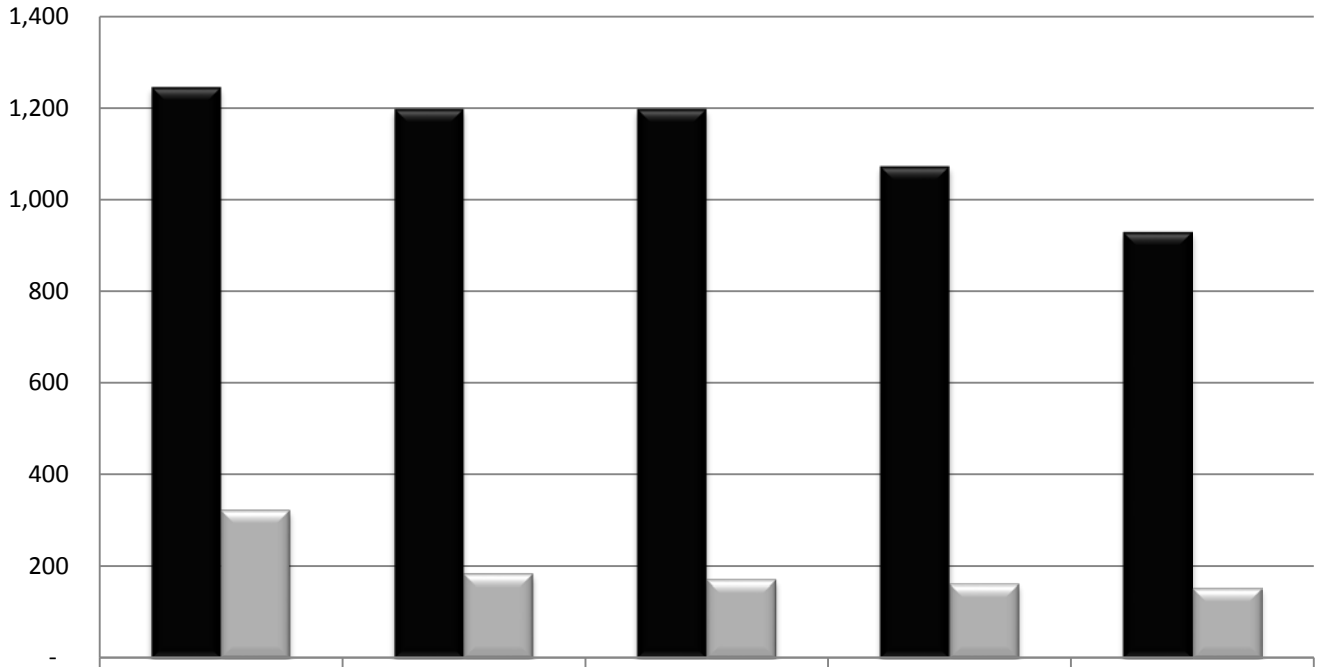

	2010-2011	2011-2012	2012-2013	2013-2014	2014-2015
Credit	1,245	1,197	1,197	1,072	929
Noncredit	321	184	171	162	153

SOURCE: NEXUS OSS014B1.

STUDENT HEADCOUNT BY PROGRAM COURSE – Five Year Trend – *2010 through 2015*

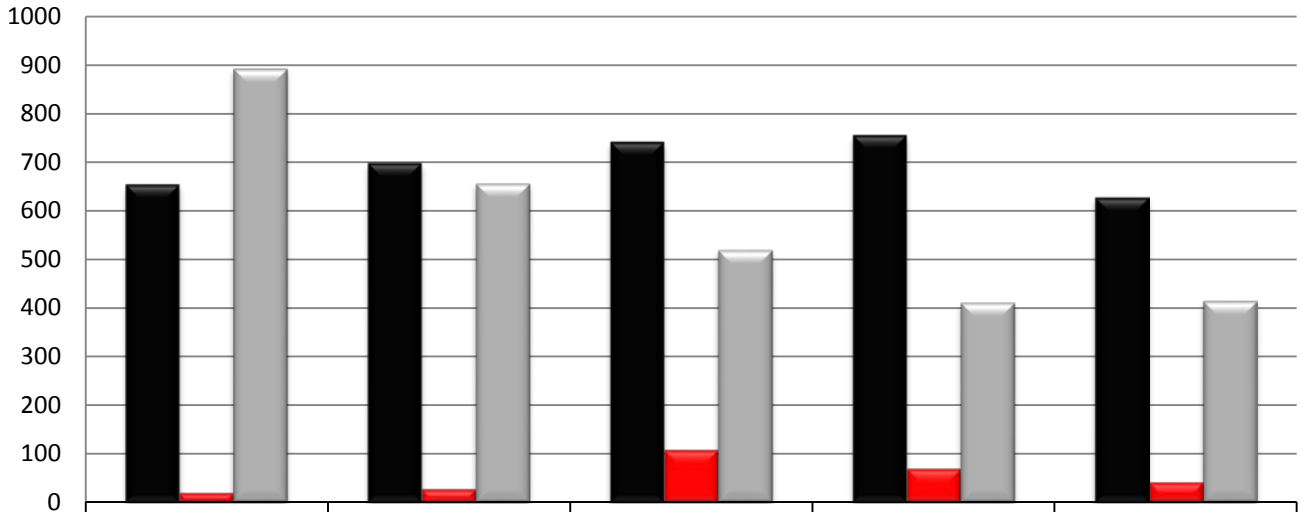

	2010-2011	2011-2012	2012-2013	2013-2014	2014-2015
A&P*	654	698	742	756	627
Vocational	19	27	107	69	41
Other**	893	656	519	411	414

Notes: *Baccalaureate and Associate Degree Seeking (B.A.S., B.S.E., B.S.N., A.A., A.S., A.A.S.)
** Undecided, Non-credit/Continuing Ed, ABE, ESL, GED

SOURCE: NEXUS OSS014B1.

STUDENT HEADCOUNT BY GENDER – Five Year Trend – *2010 through 2015*

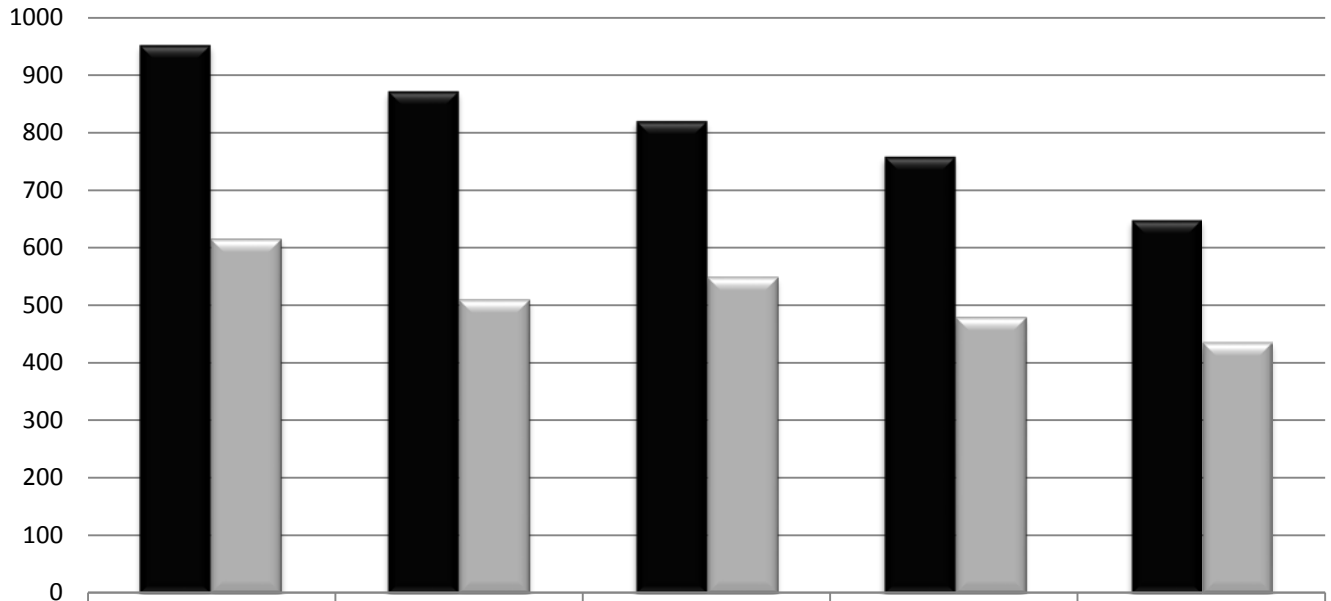

	2010-2011	2011-2012	2012-2013	2013-2014	2014-2015
Female	952	872	820	758	648
Male	614	509	548	478	434

SOURCE: NEXUS OSS014B1.

STUDENT HEADCOUNT BY RACE – Five Year Trend – *2010 through 2015*

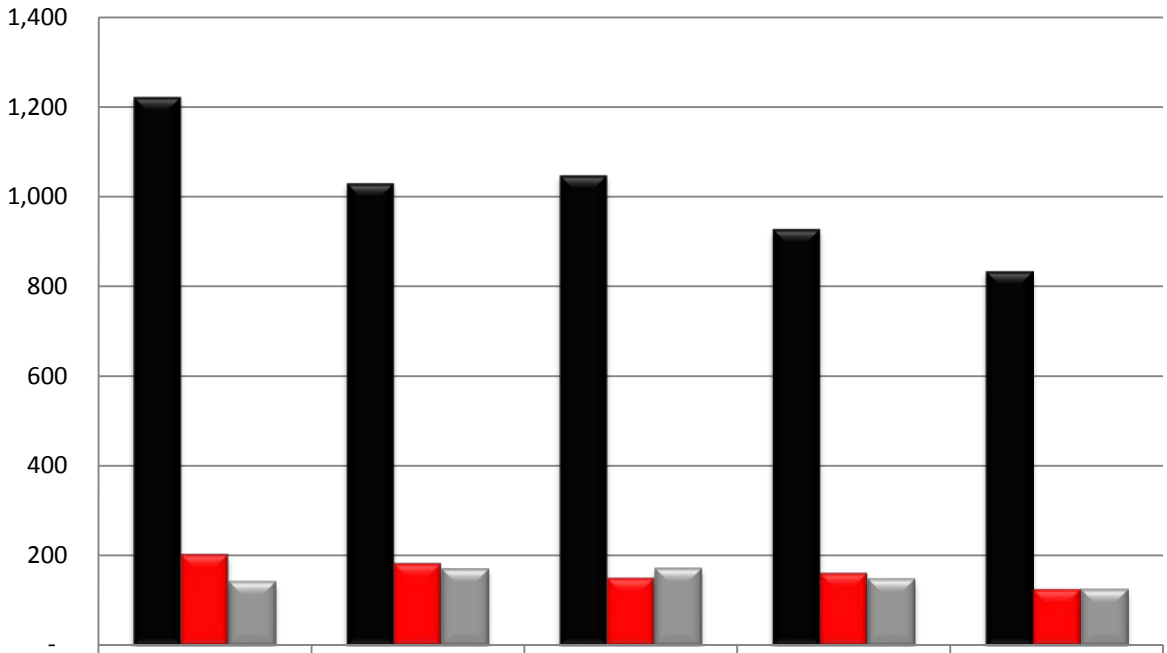

	2010-2011	2011-2012	2012-2013	2013-2014	2014-2015
White	1,223	1,030	1,048	928	834
Black/African American	201	181	149	160	124
Other	142	170	171	148	124

SOURCE: NEXUS OSS014B1.

STUDENT HEADCOUNT BY PROGRAM – Five Year Trend – *2010 through 2015*

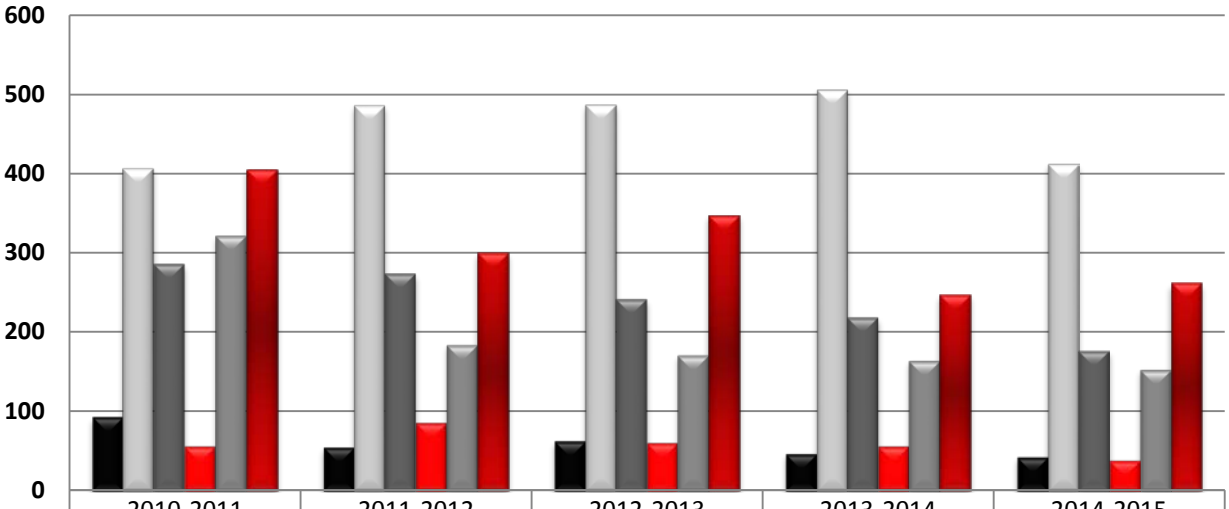

	2010-2011	2011-2012	2012-2013	2013-2014	2014-2015
Baccalaureate	92	54	62	46	42
AA	407	486	487	506	412
AS/AAS	285	273	241	218	176
Certificate	55	84	59	55	38
Noncredit	321	184	171	164	153
Undeclared	406	300	348	247	261

SOURCE: NEXUS OSS014B1.

STUDENT HEADCOUNT BY MAILING ADDRESS – Five Year Trend – *2010 through 2015*

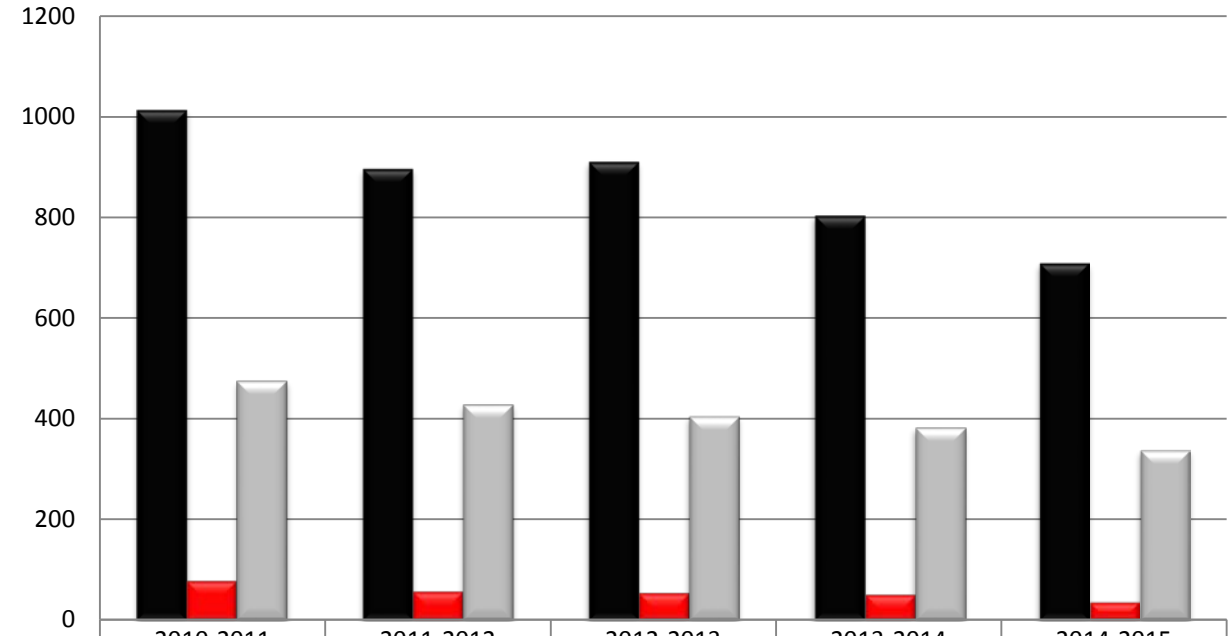

	2010-2011	2011-2012	2012-2013	2013-2014	2014-2015
Okaloosa County	1014	897	911	804	709
Walton County	77	56	53	50	36
Other	475	428	404	382	337

SOURCE: NEXUS OSS014B1.

South Walton Center – Santa Rosa Beach

LOCATION	109 Greenway Trail (off Hwy. 331 South) Santa Rosa Beach, FL 32459
TELEPHONE	850-267-9901
FAX NUMBER	850-267-8315
DIRECTOR	Ms. Julia Terrell
EMAIL	terrellj@nwfsc.edu

SOUTH WALTON CENTER

The college's South Walton opened January 2010 and serves the residents of south Walton County, Destin, Freeport and surrounding areas with college credit and non-credit programs, adult basic education, college preparatory courses, academic advising, admissions, registration, financial aid information and placement testing. The center also houses the offices of the Choctawhatchee Basin Alliance (CBA), an environmental organization operated under the auspices of the college.

PROGRAMS OFFERED

- Adult Basic Education (ABE) courses
- College Credit courses leading to an associate degree or certificates
- College Preparatory courses
- Seminars and workshops on specific topics
- Allyn C. Donaldson Entrepreneurial Institute

LIBRARY SERVICES

The Walton Public Library (Coastal Branch) and the Niceville campus library serve students enrolled at the South Walton Center. Students may request books and photocopies via intra-campus loan from the Niceville campus library, and Niceville campus library materials may be returned at the South Walton Center.

STUDENT HEADCOUNT UNDUPLICATED– Five Year Trend – *2010 through 2015*

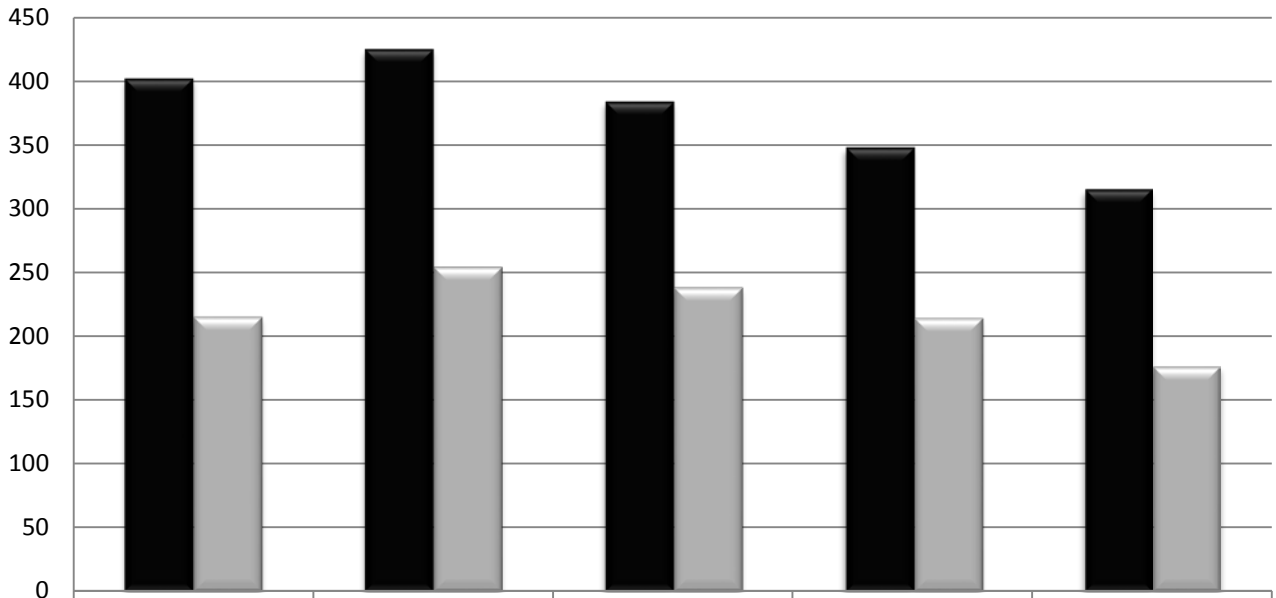

	2010-2011	2011-2012	2012-2013	2013-2014	2014-2015
Credit	402	425	384	348	315
Noncredit	215	254	238	214	176

SOURCE: NEXUS OSS014B1.

STUDENT HEADCOUNT BY PROGRAM COURSE – Five Year Trend – *2010 through 2015*

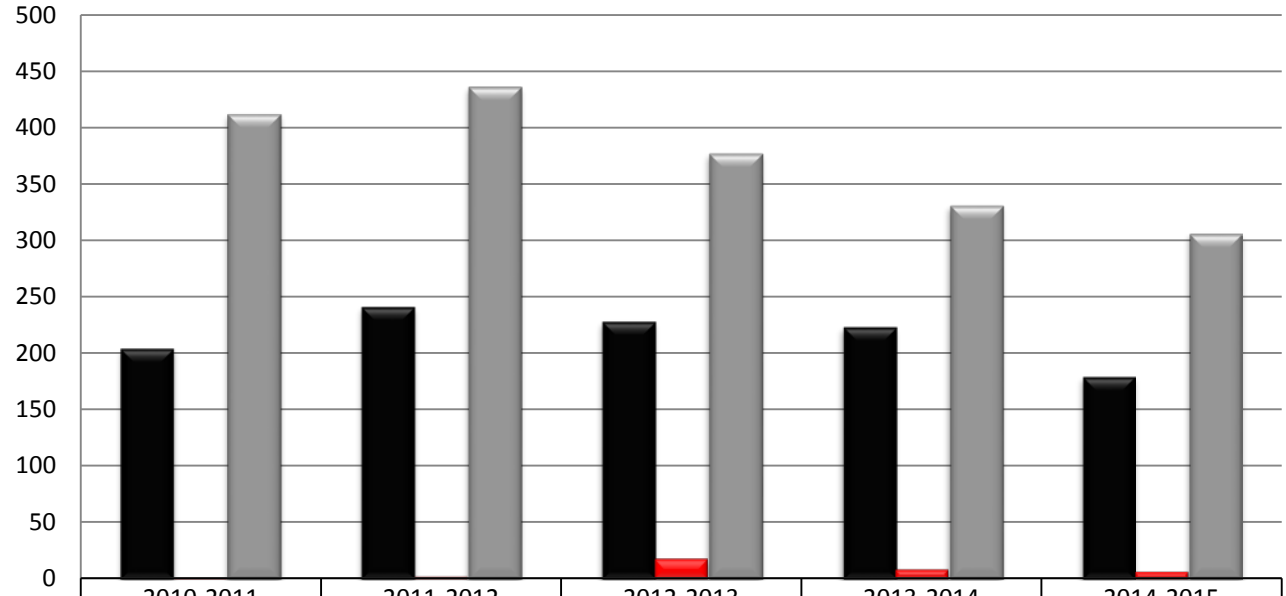

	2010-2011	2011-2012	2012-2013	2013-2014	2014-2015
A&P*	204	241	228	223	179
Vocational	1	2	17	8	6
Other**	412	436	377	331	306

Notes: *Baccalaureate and Associate Degree Seeking (B.A.S., B.S.E., B.S.N., A.A., A.S., A.A.S.)
** Undecided, Non-credit/Continuing Ed, ABE, ESL, GED

SOURCE: NEXUS OSS014B1.

STUDENT HEADCOUNT BY GENDER – Five Year Trend – *2010 through 2015*

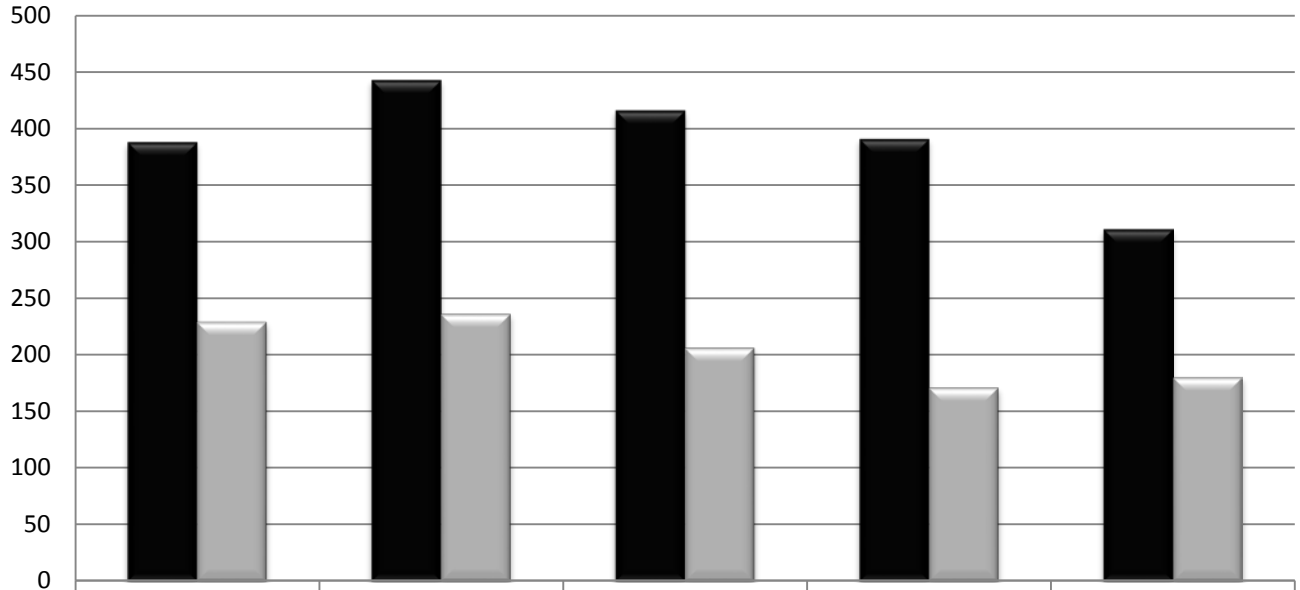

	2010-2011	2011-2012	2012-2013	2013-2014	2014-2015
Female	388	443	416	391	311
Male	229	236	206	171	180

SOURCE: NEXUS OSS014B1.

STUDENT HEADCOUNT BY RACE – Five Year Trend – *2010 through 2015*

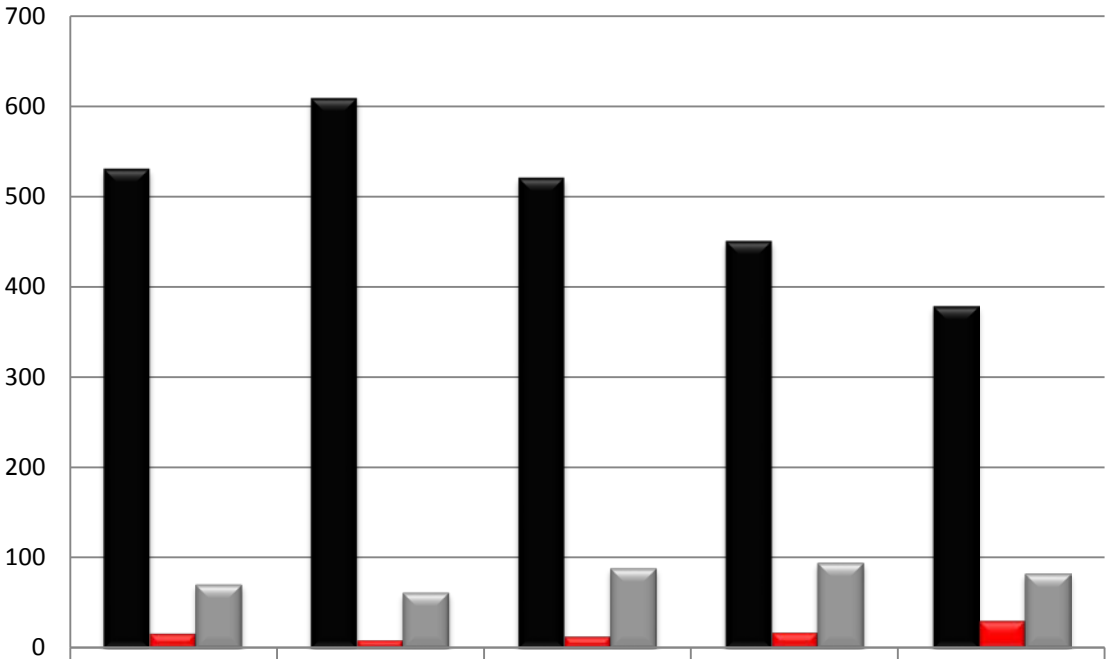

	2010-2011	2011-2012	2012-2013	2013-2014	2014-2015
White	531	609	521	451	379
Black/African American	16	9	13	17	30
Other	70	61	88	94	82

SOURCE: NEXUS OSS014B1.

STUDENT HEADCOUNT BY PROGRAM – Five Year Trend – *2010 through 2015*

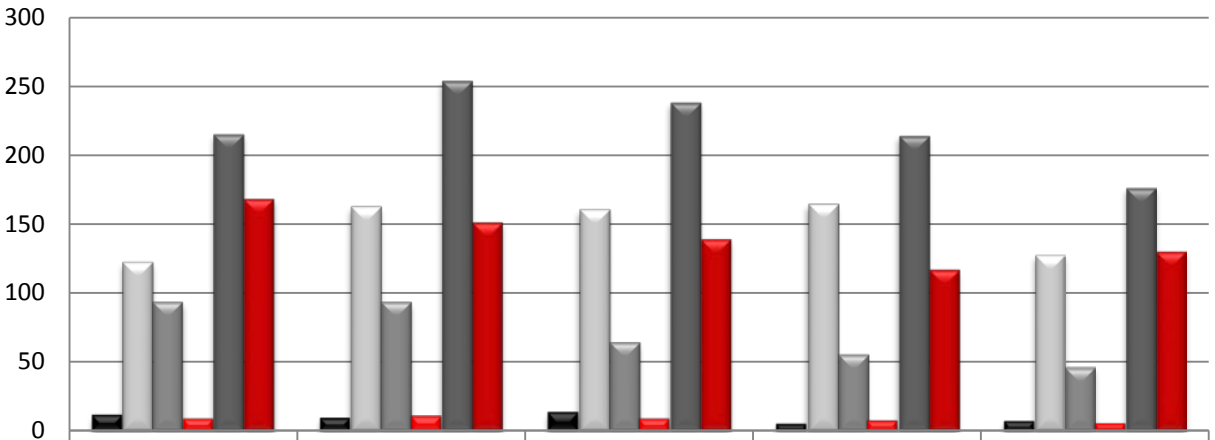

	2010-2011	2011-2012	2012-2013	2013-2014	2014-2015
Baccalaureate	11	9	13	5	7
AA	122	162	160	164	127
AS/AAS	93	93	64	55	46
Certificate	8	10	8	7	5
Noncredit	215	254	238	214	176
Undeclared	168	151	139	117	130

SOURCE: NEXUS OSS014B1.

STUDENT HEADCOUNT BY MAILING ADDRESS – Five Year Trend – *2010 through 2015*

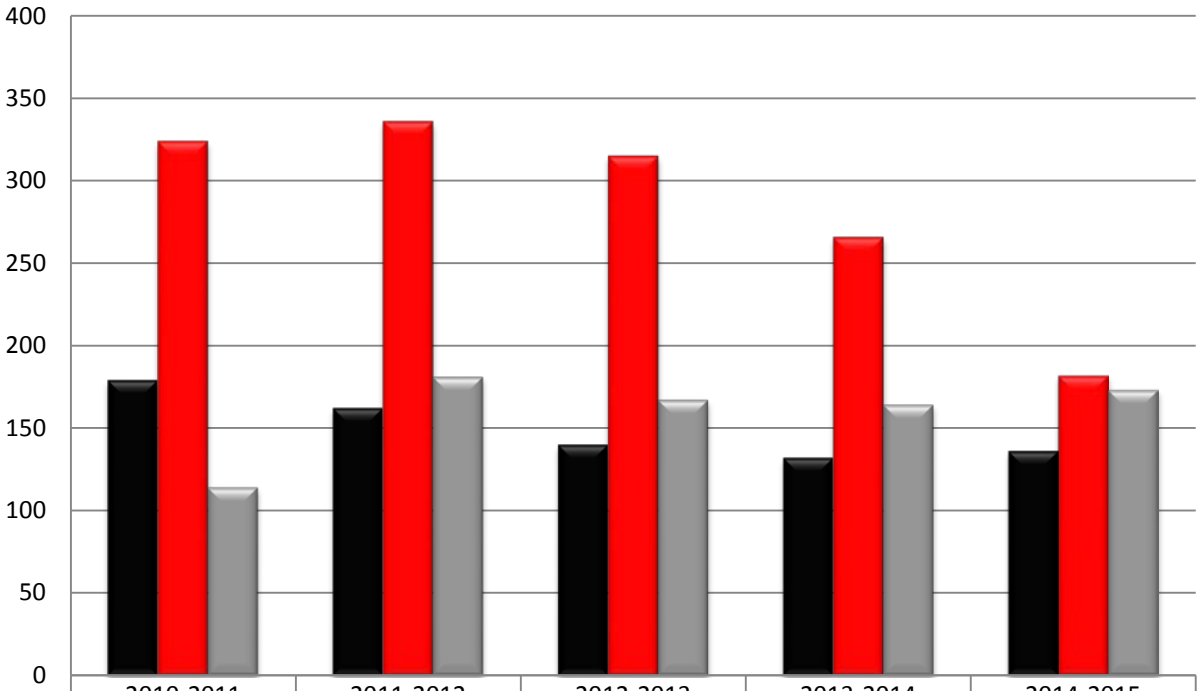

	2010-2011	2011-2012	2012-2013	2013-2014	2014-2015
Okaloosa County	179	162	140	132	136
Walton County	324	336	315	266	182
Other	114	181	167	164	173

SOURCE: NEXUS OSS014B1.

Instruction

Programs Offered

DEGREE/AWARD TYPE	PROGRAMS OFFERED
Bachelor of Applied Science (BAS)	Management and Supervision ➢ Healthcare Management ➢ Human Resources Management ➢ Public Service Management ➢ Supervision Project Management ➢ Acquisitions ➢ Program Management ➢ Quality Improvement ➢ Technology Management
Bachelor of Science in Education (BSE)	Early Childhood Education, Birth through Four Elementary Education with ESOL and Reading Endorsements Middle Grades General Science Education Middle Grades Mathematics Education
Bachelor of Science in Nursing (BSN)	Nursing
Associate in Arts (AA)	AA Degree AA Degree (FAMU Pre-Architecture Articulation Agreement)
Associate in Science (AS)	Accounting Technology Architectural Design & Construction Technology Business Administration Computer Engineering Technology Computer Information Technology Computer Programming and Analysis Criminal Justice Technology Customer Relationship Management Database Technology Digital Media/Multimedia Technology Drafting & Design Technology Early Childhood Education Emergency Administration & Management Emergency Medical Services Engineering Technology, Advanced Technology Specialization Engineering Technology, Digital Design & Modeling Specialization Engineering Technology, Digital Manufacturing Specialization Engineering Technology, Electronics Specialization Engineering Technology, Mechanical Design & Fabrication Specialization Graphic Technology, Graphic Design Graphic Technology, Visual Artist Health Services Management Industrial Management Technology Internet Services Technology IT Security Music Production Technology Networking Systems Technology Nursing R.N. Office Administration Paralegal Studies Radiography Sports, Fitness & Recreation Management Theater and Entertainment Technology - ➢ Acting Specialization ➢ Costuming Specialization ➢ Dance Specialization ➢ Musical Theater Specialization ➢ Technical Theater Specialization

DEGREE/AWARD TYPE *(cont.)*	PROGRAMS OFFERED *(cont.)*
College Credit Certificate (CCC)	Accounting Technology Management Advanced Network Infrastructure Audio Technology (Recording Arts) AutoCAD Foundations Business Management Business Specialist (Marketing) Child Care Center Management Specialization Child Development Early Intervention CNC Machinist/Fabricator Computer Programmer Computer Programming Specialist Computer-Aided Design and Drafting Database and E-Commerce Security Digital Forensics Digital Manufacturing Specialist Digital Media/Multimedia Authoring Digital Media/Multimedia Presentation Drafting Design Emergency Administrator & Manager Emergency Medical Technician (Basic) Engineering Technology Support Specialist Graphic Design Production Graphic Design Support Homeland Security Emergency Manager Infant/Toddler Specialization Information Technology Administration Internet Technology Administration IP Communications Medical Coder/Biller Medical Office Management Microcomputer Repair/Installer Network Enterprise Administrator Network Infrastructure Network Security Network Server Administration Network Support Technician Office Management Office Specialist Paramedic Preschool Specialization Rapid Prototyping Specialist Stage Technology UNIX/LINUX System Administrator Web Development Specialist
Postsecondary Adult Vocational Certificate (PSAV)	Applied Welding Technologies Auxiliary Law Enforcement Officer Basic Correctional Officer (Basic) Dental Assisting Firefighter (Basic) Law Enforcement Officer (Basic)
Applied Technology Diploma (ATD)	Customer Service Technology

Degrees & Awards Granted

DEGREES & AWARDS GRANTED – Five Year Trend – 2010 through 2015

	2010-2011	2011-2012	2012-2013	2013-2014	2014-2015
Bachelor of Applied Science (BAS)	72	109	120	129	113
Bachelor of Science in Education (BSE)	29	38	35	38	35
Bachelor of Science in Nursing (BSN)	26	26	28	27	59
Associate of Arts Degree (AA)	1,044	1,020	997	877	981
Associate of Science (AS)	107	102	136	182	200
Associate of Applied Sciences (AAS)*	179	201	154	72	21
College Credit Certificates (CCC)	175	160	168	184	185
Postsecondary Adult Vocational Certificates (PSAV)	117	133	134	99	96
Applied Technology Diploma (ATD)	25	31	38	32	9
Educator Preparation Institute (EPI)	7	1	1	0	1
TOTAL Degrees/Awards Granted	**1,781**	**1,821**	**1,811**	**1,640**	**1,700**

Note:* AAS Degree programs have been discontinued and are no longer accepting new students

Source: Student Data Base AA-1A Verification Report 2014-15 Term 1E-3E

Bachelor of Applied Science Degree (BAS)

NWF State College is approved by the State of Florida Board of Education to offer the Bachelor of Applied Science (BAS) Degree in Project Management as well as in Management and Supervision. The BAS degree offers students a unique opportunity to gain the skills and knowledge necessary for career advancement in a variety of areas. Program content has been developed with input from local employers and is reflective of traditional business management degrees, as well as of the technical skills identified by various professional organizations.

The BAS degree programs provide a career-ladder for students who have already completed an associate's degree and who wish to continue their education at the bachelor's level or, beginning students may design a program of study for the degree as early as the freshman year if they have not yet obtained an associate's degree.

There are four pre-planned areas of emphasis in the BAS degree in Project Management program. Areas of specialization include:

- Acquisitions
- Project Management
- Quality Improvement
- Technology Management

There are four pre-planned areas of emphasis in the BAS degree in Project Management program. Areas of specialization include:

- Healthcare Management
- Human Resources Management
- Public Service Management
- Supervision

Coursework for these degrees is offered with classes available during the day, evenings, weekends, in concentrated fast-track terms, through eCampus/Distance Learning or structured as "blended/hybrid" classes (part traditional classroom and part non-traditional format). Coursework incorporates internships, seminars, and other work-based learning activities designed to ensure students acquire the latest skills and content. Students receive the full range of articulation and transfer rights guaranteed by Florida law through common course numbering and the statewide articulation agreement.

TOTAL STUDENT HEADCOUNT – Five Year Trend – *2010 through 2015*

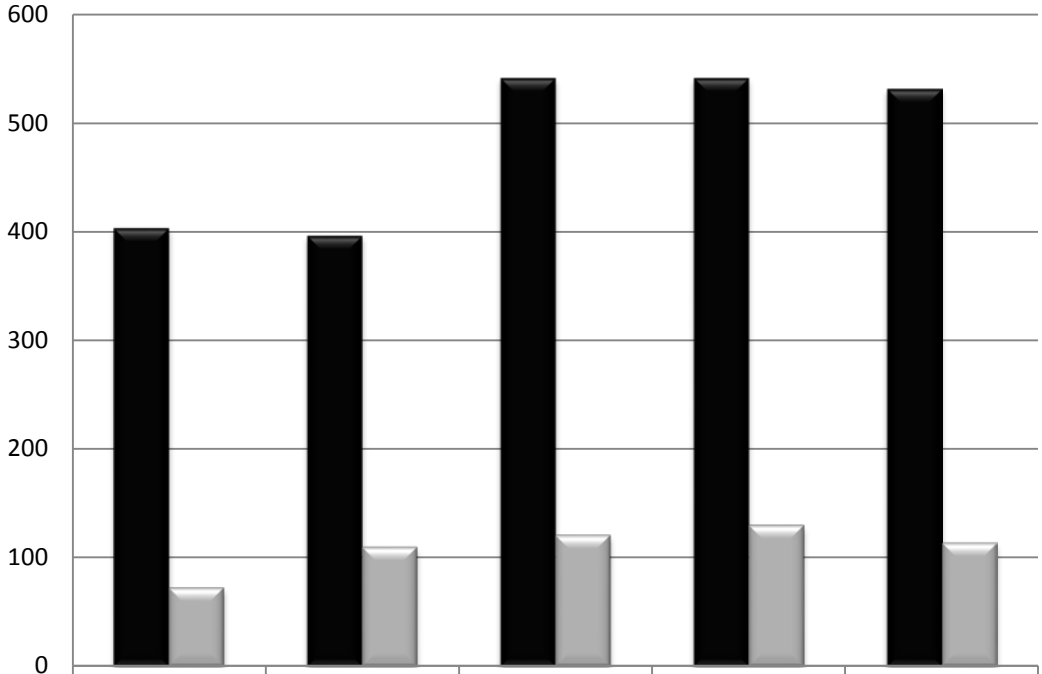

	2010-2011	2011-2012	2012-2013	2013-2014	2014-2015
TOTAL Unduplicated Headcount	404	397	542	542	532
TOTAL Graduates	72	109	120	129	113

Source: Student Data Base AA-1A Verification Report.

STUDENT HEADCOUNT BY GENDER– Five Year Trend – *2010 through 2015*

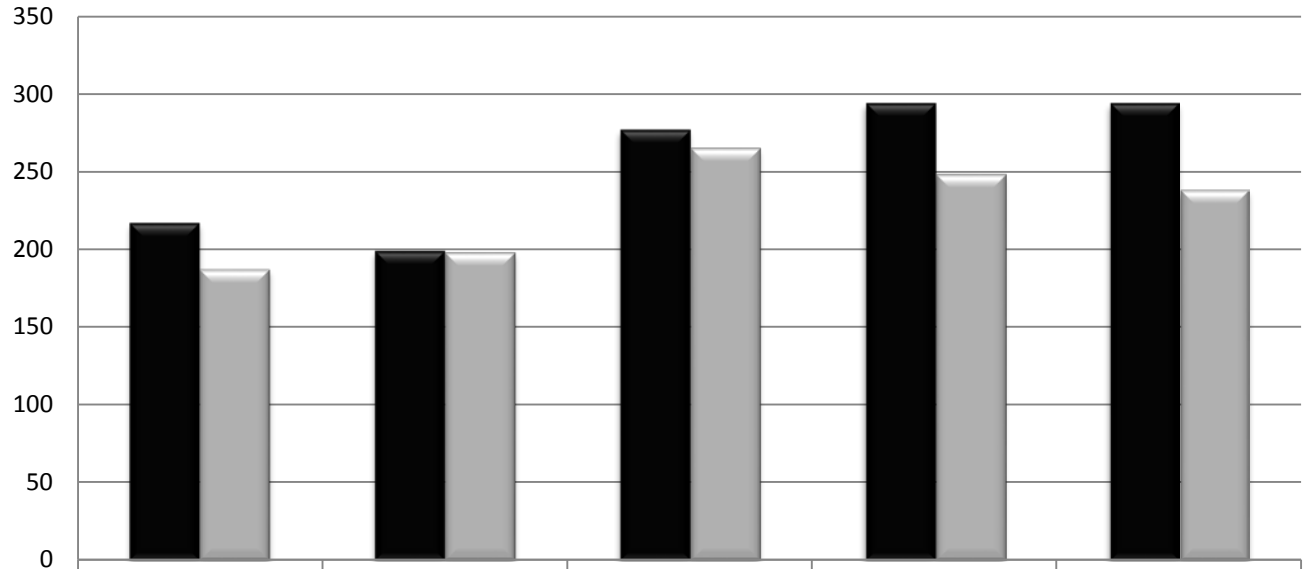

	2010-2011	2011-2012	2012-2013	2013-2014	2014-2015
Female	217	199	277	294	294
Male	187	198	265	248	238

Source: 2009-2012 Reported by BAS Program Student Data Base AA-1A Verification Report.

STUDENT HEADCOUNT BY RACE– Five Year Trend – *2010 through 2015*

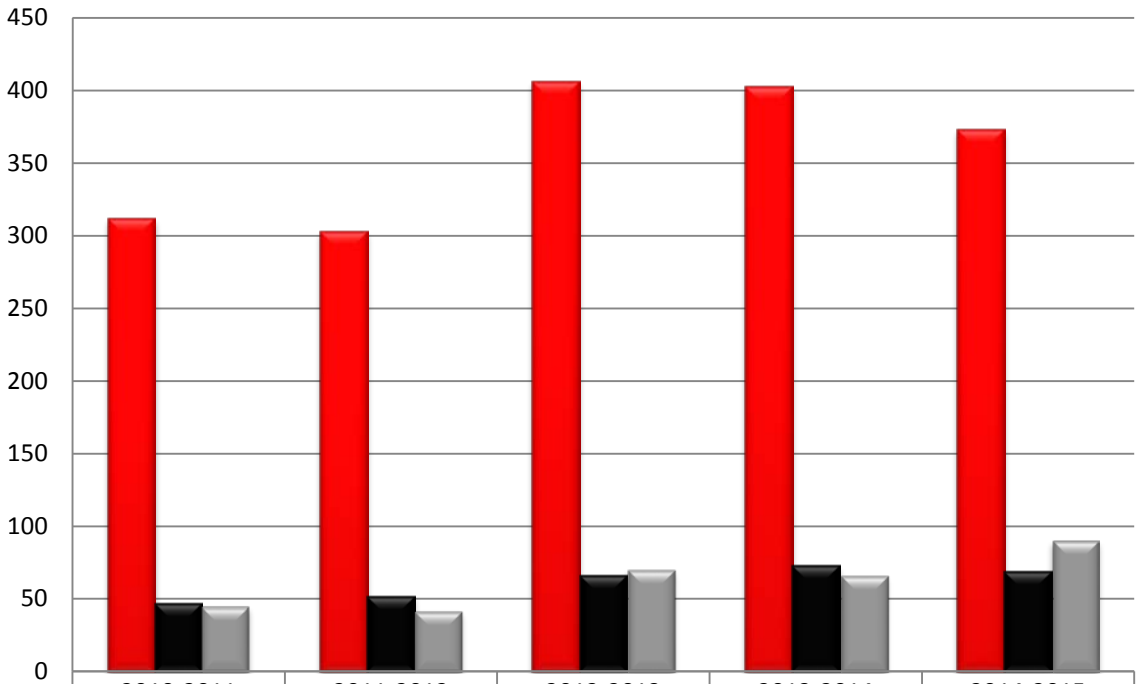

	2010-2011	2011-2012	2012-2013	2013-2014	2014-2015
White	312	303	406	403	373
Black/African American	47	52	66	73	69
Other	45	42	70	66	90

Source: Student Data Base AA-1A Verification Report.

Bachelor of Science in Education (BSE) Degree

Bachelor of Science in Early Childhood Education, Birth through Four

The Bachelor of Science in Early Childhood Education, Birth through Four is designed to prepare students to work in programs serving children ages 0-4 years. Graduates will be prepared to advance in the Early Childhood career field. The degree offers a career ladder for students earning the Associate of Science in Early Childhood Education at NWFSC, which includes the state-mandated prerequisite courses. Students earning an A.A. may also enter this program after completing the state-mandated prerequisite courses. Coursework is designed for the working adult, utilizing weekend, evening, and hybrid classes.

Bachelor of Science in Education

NWFSC is approved by the Florida Board of Education to offer three bachelor's degrees leading to state certification in teacher education: the **Bachelor of Science in Elementary Education**, the **Bachelor of Science in Middle Grades General Science Education** and the **Bachelor of Science in Middle Grades Mathematics Education**. These degrees are designed to provide a career ladder for those who have already completed an Associate in Arts (A.A.) degree or have 60 hours of acceptable lower division coursework and who wish to continue their education at the bachelor's level. The Bachelor of Science in Elementary Education also includes endorsements in Reading and English as a Second Language.

TOTAL STUDENT HEADCOUNT – Five Year Trend – *2010 through 2015*

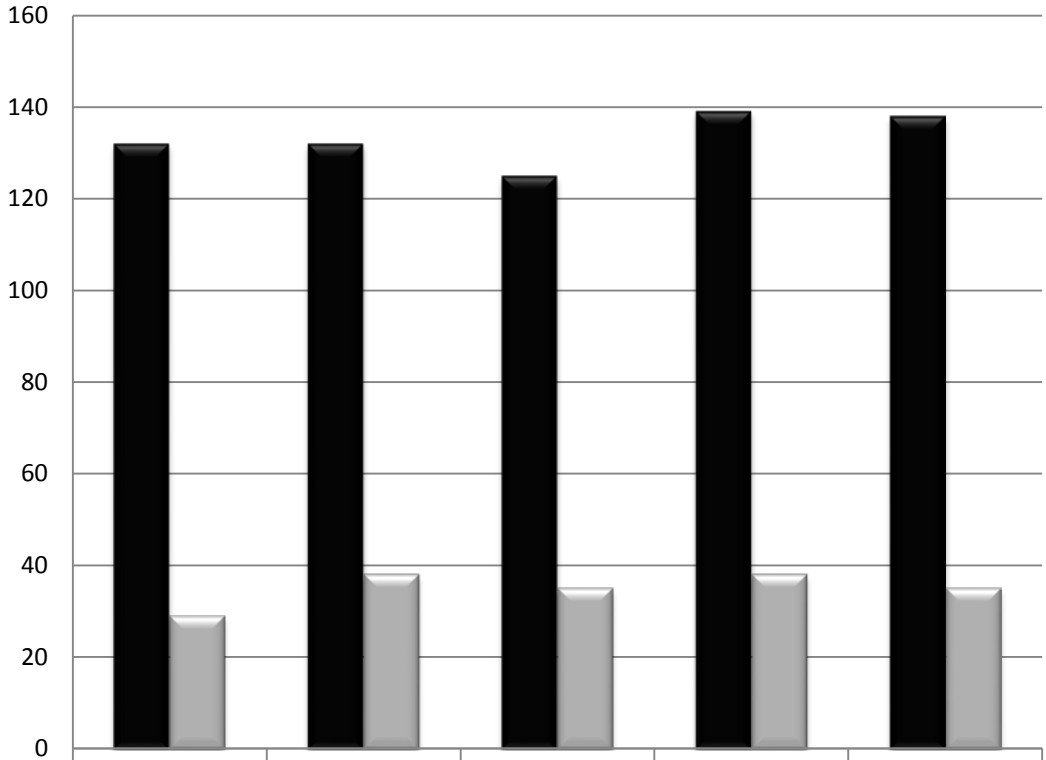

	2010-2011	2011-2012	2012-2013	2013-2014	2014-2015
TOTAL Unduplicated Headcount	132	132	125	139	138
TOTAL Graduates	29	38	35	38	35

Source: Student Data Base AA-1A Verification Report.

STUDENT HEADCOUNT BY GENDER – Five Year Trend – *2010 through 2015*

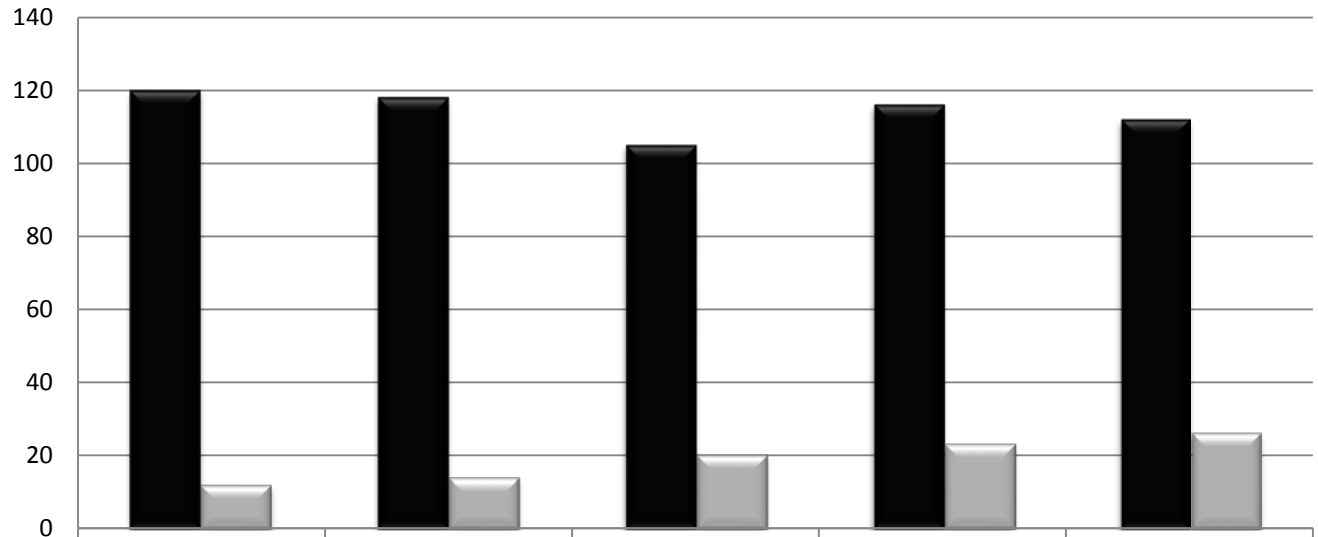

	2010-2011	2011-2012	2012-2013	2013-2014	2014-2015
Female	120	118	105	116	112
Male	12	14	20	23	26

Source: Student Data Base AA-1A Verification Report.

STUDENT HEADCOUNT BY RACE – Five Year Trend – *2010 through 2015*

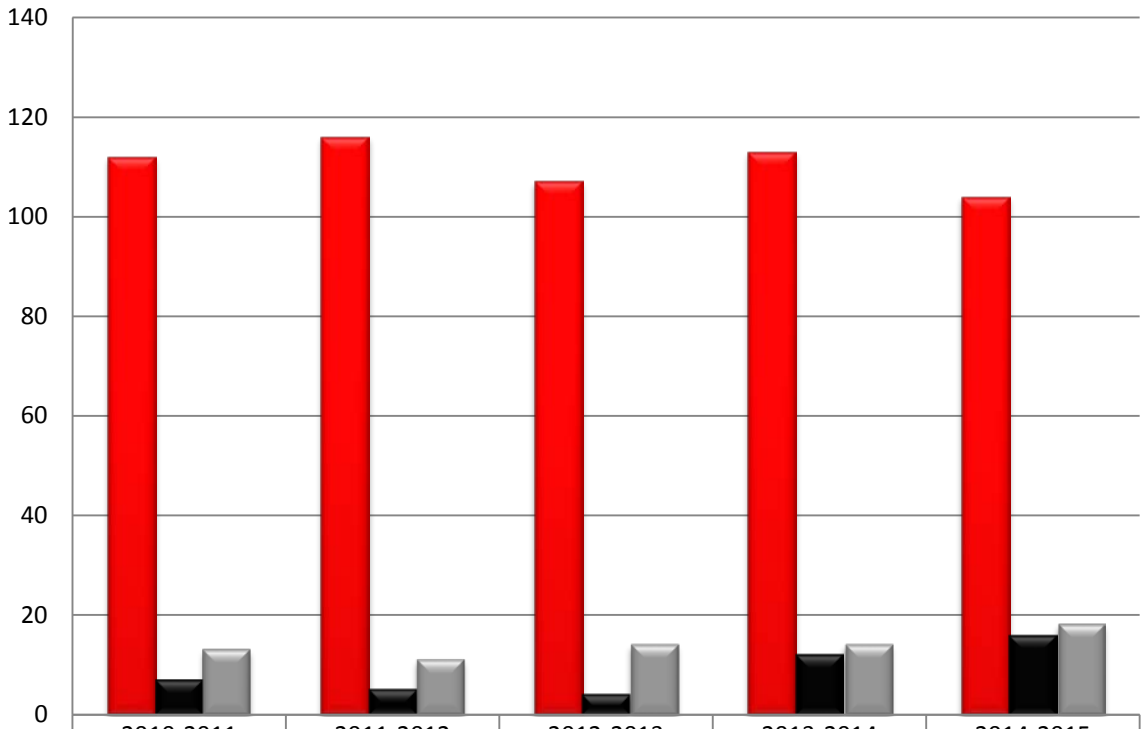

	2010-2011	2011-2012	2012-2013	2013-2014	2014-2015
White	112	116	107	113	104
Black/African American	7	5	4	12	16
Other	13	11	14	14	18

Source: Student Data Base AA-1A Verification Report.

Bachelor of Science in Nursing (BSN) Degree

The baccalaureate nursing program at NWFSC is accredited by the Commission on Collegiate Nursing Education, One DuPont Circle, NW, Suite 530, Washington DC 20036, (202) 887-6791. For more information regarding disclosure, please review pages 15-16 of the CCNE Procedures for Accreditation of Baccalaureate and Graduate Degree Nursing Programs (http://www.aacn.nche.edu/ccne-accreditation/Procedures.pdf). The program is an R.N. to BSN degree career ladder and is open to applicants who currently hold a valid Florida Registered Nursing license and have completed an accredited ADN or diploma program. The program can be completed in three to four semesters. Program content for the BSN program meets those specified in Florida's A.S. to B.S. Articulation Manual. All theory courses are taught on-line from the NWF State College Niceville Campus and clinical instruction targets the specific needs of Okaloosa and Walton healthcare providers.

CLINICAL SITES

- **Crossroads Medical Clinic**
- **Eglin AFB Hospital**
- **Eglin VA Clinic**
- **Fort Walton Beach Medical Center**
- **Gentiva Home Health**
- **Hurlburt Clinic**
- **North Okaloosa Medical Center**
- **Okaloosa County Health Department**
- **Opportunity Place**
- **The Boys and Girls Club at the Emerald Coast**
- **The Manor at Bluewater Bay**
- **Twin Cities Hospital**
- **Waterfront Rescue Mission**

TOTAL STUDENT HEADCOUNT – Five Year Trend – *2010 through 2015*

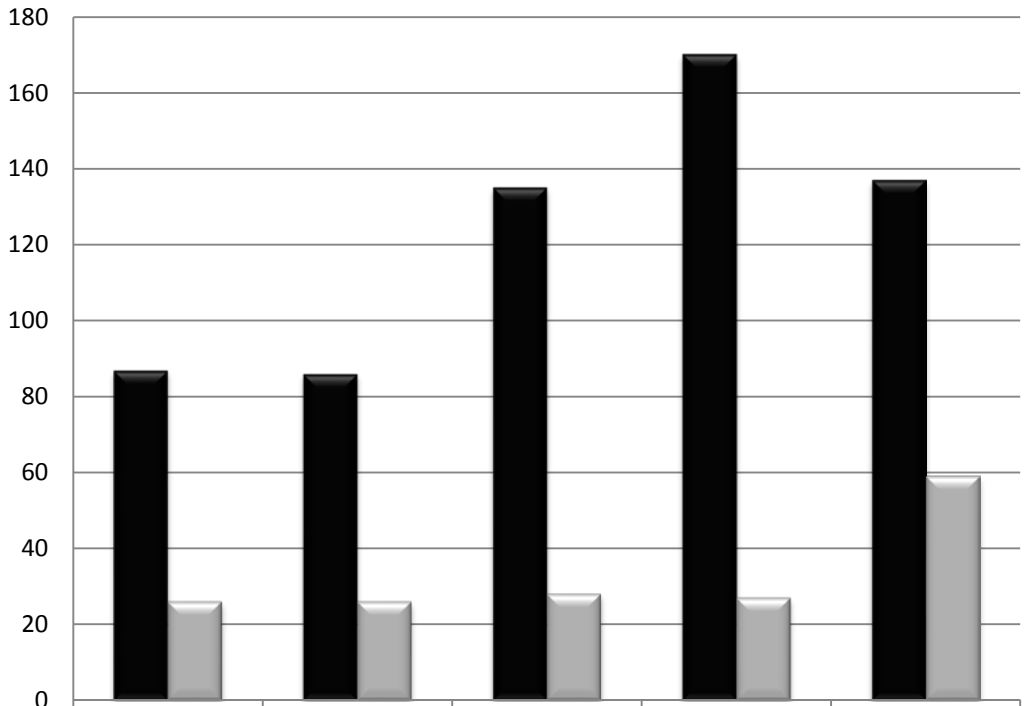

	2010-2011	2011-2012	2012-2013	2013-2014	2014-2015
TOTAL Unduplicated Headcount	87	86	135	170	137
TOTAL Graduates	26	26	28	27	59

Source: Student Data Base AA1A Verification Report

STUDENT HEADCOUNT BY GENDER – Five Year Trend – *2010 through 2015*

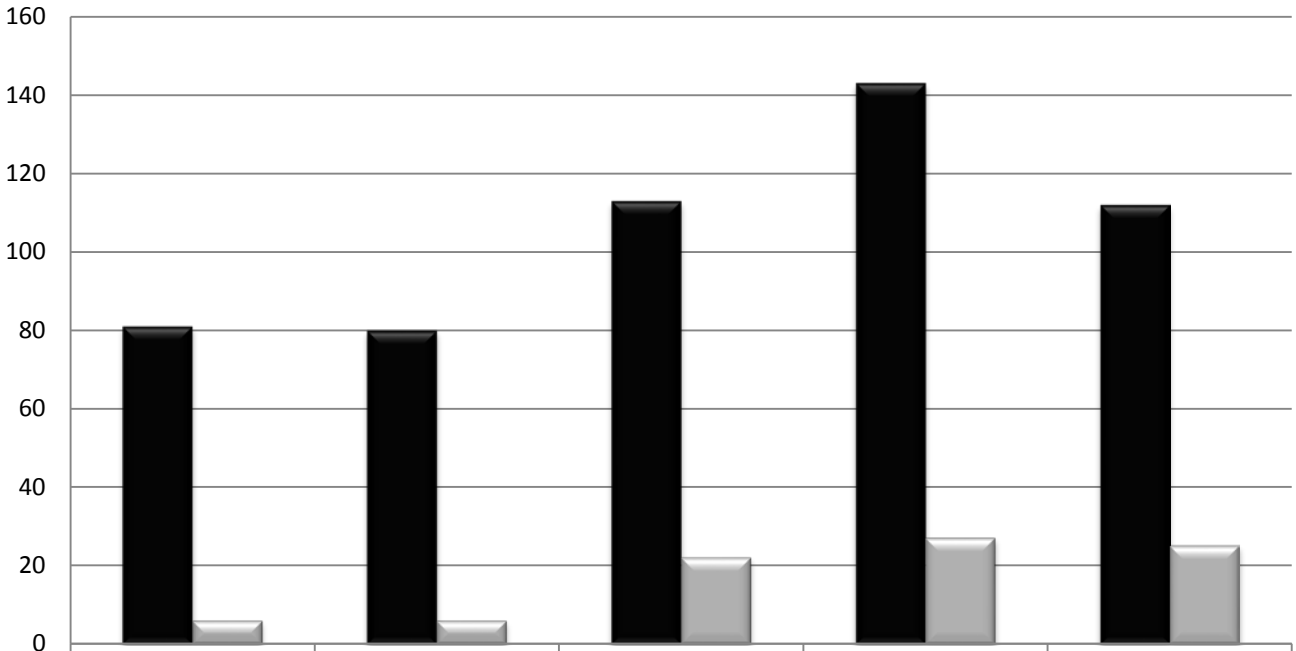

	2010-2011	2011-2012	2012-2013	2013-2014	2014-2015
Female	81	80	113	143	112
Male	6	6	22	27	25

Source: Student Data Base AA1A Verification Report

STUDENT HEADCOUNT BY RACE – Five Year Trend – *2010 through 2015*

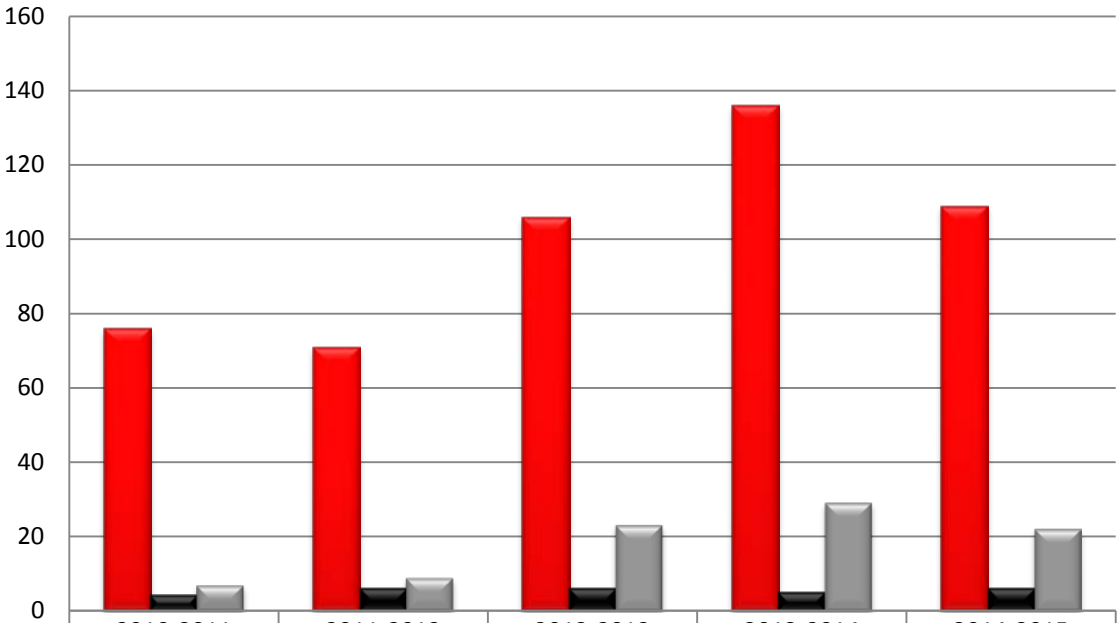

	2010-2011	2011-2012	2012-2013	2013-2014	2014-2015
White	76	71	106	136	109
Black/African American	4	6	6	5	6
Other	7	9	23	29	22

Source: Student Data Base AA1A Verification Report

Collegiate High School at NWF State College

The Collegiate High School at NWF State College (CHS) is a charter school of the Okaloosa County School District and was established in 2000. The public school provides academic and technical education for serious high school students who desire to undertake college-level study. The three-year curriculum enables students to complete a high school diploma and an associate degree simultaneously in either academic transfer or technical education options. The school is free-of-charge including college credit coursework, textbooks, and use of a laptop computer.

The Collegiate High School at Northwest Florida State College received the ***Blue Ribbon School*** distinction in 2006 and 2014.

The National Blue Ribbon Schools Program was founded in 1982. The program recognizes public and private elementary, middle, and high schools where students perform at very high levels or where significant improvements are being made in students' academic achievement. A National Blue Ribbon School's flag has become a mark of excellence in education recognized by everyone from parents to policy-makers in thousands of communities. Since the program's founding, the U. S. Department of Education has bestowed this coveted award on more than 7,000 of America's schools.

Source: US Department of Education

FLORIDA DEPARTMENT OF EDUCATION REPORT OF YEARLY SCHOOL GRADES – Five Year Trend – *2009 through 2014*

COLLEGIATE HIGH SCHOOL at NWF State College	2010-2011	2011-2012	2012-2013	2013-2014	2014-2015
Grade (Includes learning Gains)	A	A	A	A	N/A
Level	High	High	High	High	N/A
% of Students at Level 3 or higher in Reading	94	97	99	Replaced with EOC Assessment	
% of Students at Level 3 or higher in Math	100	—	—	Replaced with EOC Assessment	
% of Students at Level 3 or higher in Standard Writing	91	96	79	93	N/A
% of Students at Level 3 or higher in Science*	84	—	—	Replaced with EOC Assessment	

*NOTE: CHS students do not test in science. Scores reflect Okaloosa County School District average.

Source: Florida Department of Education.

NATIONAL MERIT RECOGNITION – *2013 through 2015*

NATIONAL MERIT	Number of Awards 2013-2014	Number of Awards 2014-2015
Collegiate High School at NWFSC National Finalist	3	1
Collegiate High School at NWFSC National Merit Semifinalist	1	0
National Hispanic Recognition Program	0	0
Okaloosa County National Merit Semifinalist	14	10
Recognition National Merit Program	4	1
Walton County National Merit Semifinalist	0	1

Source: Director of Collegiate High School.

ACT SCORES – *2014 through 2015*

Comparison of Average Scores between CHS, state of Florida, and Nation					
ACT	**2014-2015**				
	English	**Math**	**Reading**	**Science**	**Composite**
CHS	27.1	25.5	27.4	25.4	26.4
Florida	18.9	19.6	21	19.5	19.9
Nation	20.4	20.8	21.4	20.9	21

Source: Director of Collegiate High School.

SAT SCORES – *2014 through 2015*

Comparison of Average Scores between CHS, state of Florida, and Nation			
SAT	**2014-2015**		
	Critical Reading	**Math**	**Writing**
CHS	578	580	547
Florida	486	480	468
Nation	495	511	484

Source: Director of Collegiate High School.

PSAT SCORES – *2014 through 2015*

Comparison of Average Scores between CHS, state of Florida, and Nation				
PSAT	**2014-2015**			
	Critical Reading	**Math**	**Writing Skills**	**Selection Index**
CHS 10th	51.3	52	49.1	152.4
CHS 11th	57	56.8	53.9	167.7
Florida	48	48.5	45.8	142.3
Nation	46.9	48.6	45.3	140.8

Source: Director of Collegiate High School.

BRIGHT FUTURES SCHOLARSHIPS AWARDED – *2014 through 2015*

Scholarships Awarded	Number
Collegiate High School at NWFSC Graduates	100
Florida Academic Scholars Award	33
Florida Medallion Scholars Award	28

Source: Director of Collegiate High School.

STUDENT HEADCOUNT BY GENDER – Five Year Trend – *2010 through 2015*

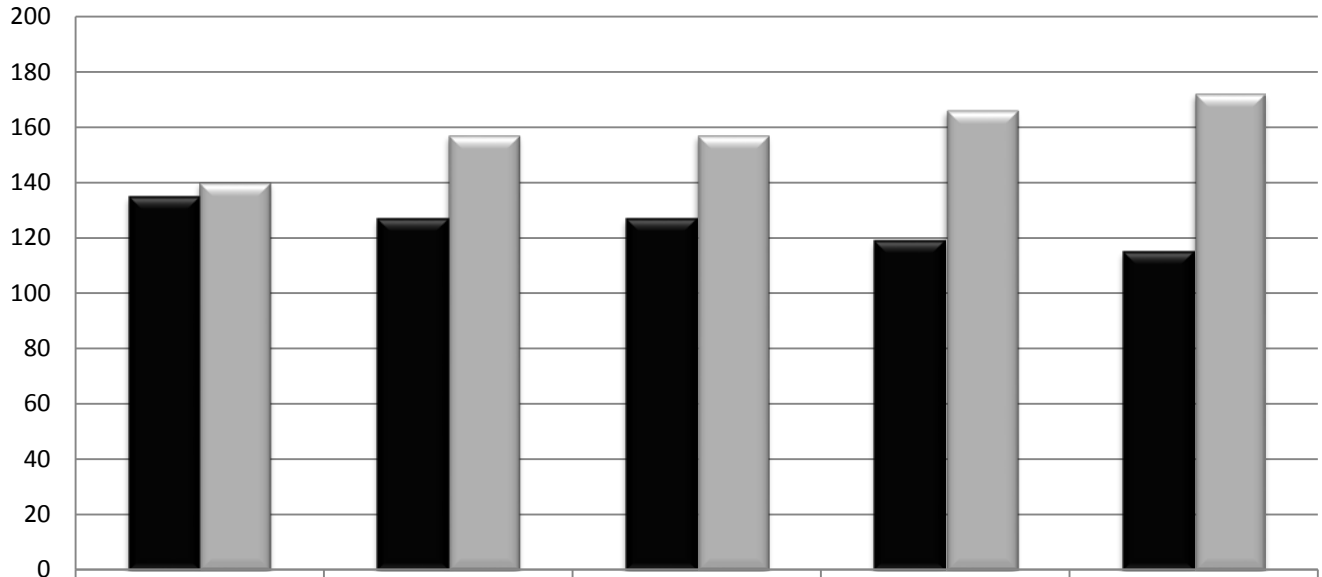

	2010-2011	2011-2012	2012-2013	2013-2014	2014-2015
Male	135	127	127	119	115
Female	140	157	157	166	172

Source: Director of Collegiate High School.

STUDENT HEADCOUNT BY RACE – Five Year Trend – *2010 through 2015*

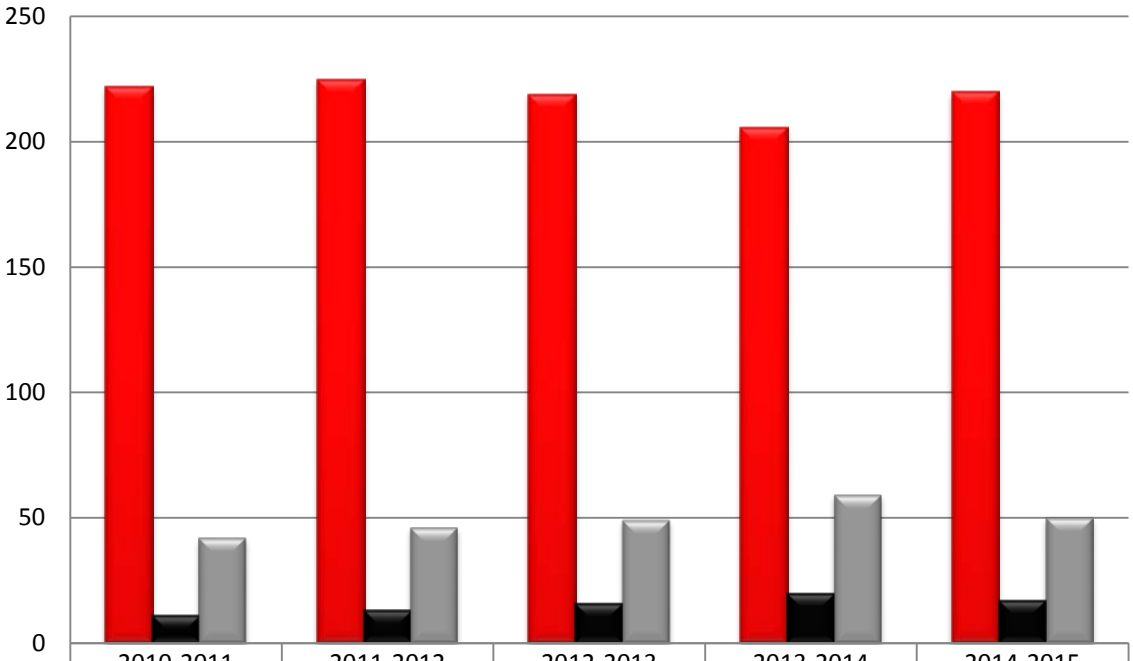

	2010-2011	2011-2012	2012-2013	2013-2014	2014-2015
White	222	225	219	206	220
Black/African American	11	13	16	20	17
Other	42	46	49	59	50

Source: Director of Collegiate High School.

eCampus/Distance Learning

NWF State College's eCampus (http://ecampus.nwfsc.edu) supports student learning through various methods. The site provides access to online classes for distance learning students and for students in traditional and hybrid classes using the web to supplement instruction. In addition, students may access other resources from this site, such as helpful information about technology supported instruction, instructor websites, videos of instructors' lectures, web conferencing software, and plagiarism prevention software.

NUMBER OF eCAMPUS/DISTANCE LEARNING CLASSES – Five Year Trend – *2010 through 2015*

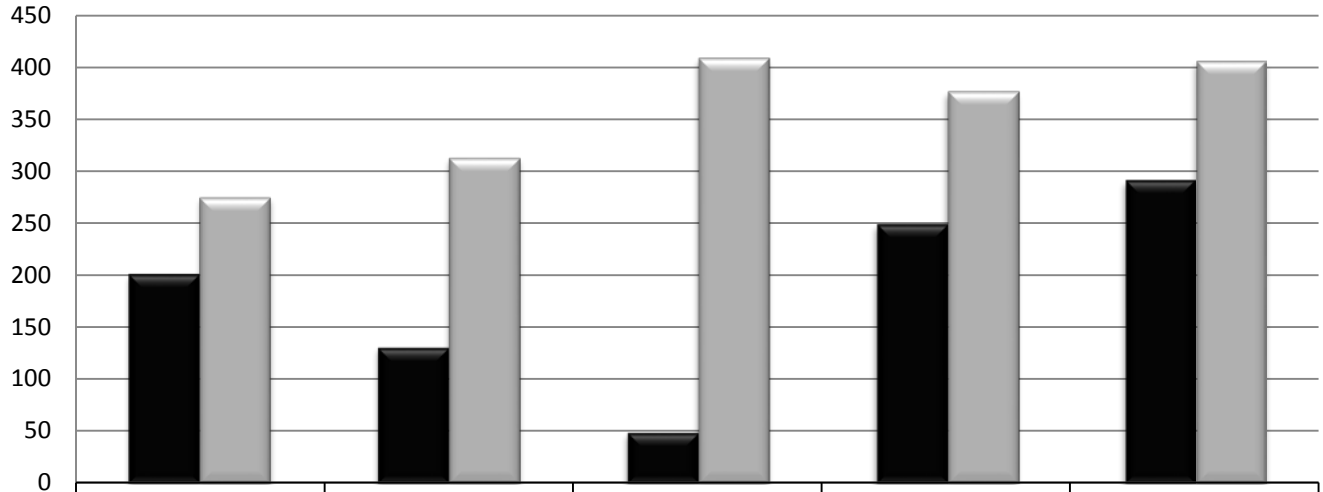

	2010-2011*	2011-2012*	2012-2013	2013-2014	2014-2015
Hybrid	201	131	49	249	291
Online	275	313	409	377	406

NOTE: *Data for 2010-2011 & 2011-2012 are for the Academic Year. 2010-11 reflects Fall 2010 Spring 2011, and Summer2011. 2011-2012 reflects Fall 2011, Spring 2012, and Summer2012.

Source: Office of eCampus & Learning Technologies Support; NEXUS STC710P Student Query Class File.

STUDENT HEADCOUNT DUPLICATED – Five Year Trend – *2010 through 2015*

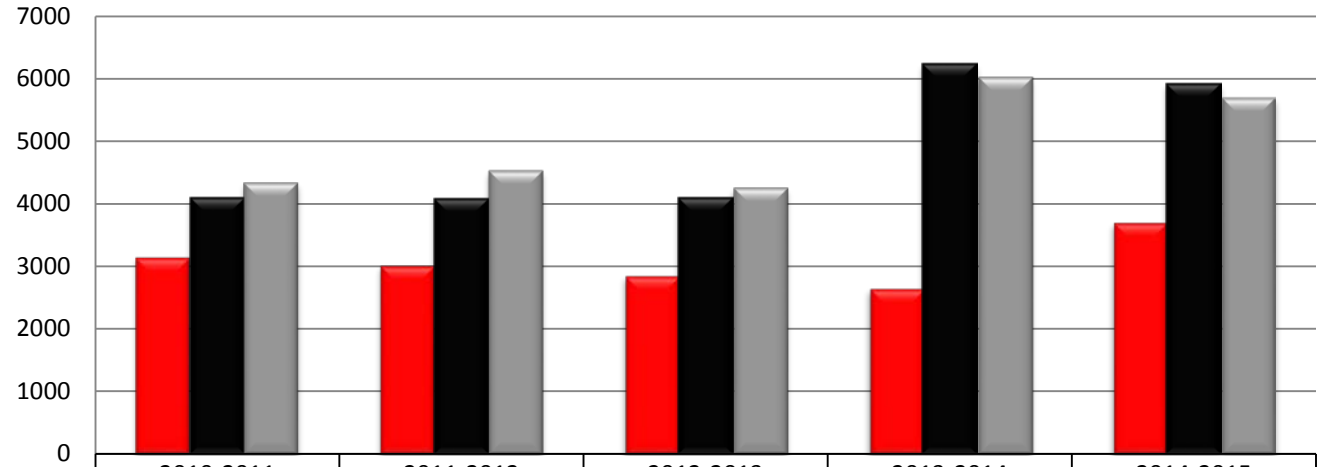

	2010-2011	2011-2012	2012-2013	2013-2014	2014-2015
Summer	3,135	3,002	2,839	2,633	3,690
Fall	4,100	4,093	4,096	6,241	5,929
Spring	4,337	4,529	4,255	6,025	5,693

NOTE: *Data for 2010-2011 & 2011-2012 are for the Academic Year. 2010-11 reflects Fall 2010 Spring 2011, and Summer2011. 2011-2012 reflects Fall 2011, Spring 2012, and Summer2012.

Source: Office of eCampus & Learning Technology Support, Nexus STC710P Query Class File.

Learning Resources Center

The Learning Resources Center (LRC) is open to students on weekdays and Saturdays for an average of 67.5 hours per week, during which time patrons may consult approximately 100,000 books, 250 subscriptions to journals and periodicals, 7,500 audiovisual materials, and over 150 online databases, including over 70,000 ebooks and 14,000 evideos. Both library faculty and career staff members are available to assist students and faculty at two service desks (reference and circulation) and via email and phone whenever the library is open. Additionally, librarians at the college participate with librarians around the state to provide online reference service via chat on the Internet at askalibrarian.org. The NWF librarians provide general and course specific library instruction both in person and using various technologies and conferencing software.

All library resources are available to all students, regardless of their home campus or center. Through an agreement with the University of West Florida, students and faculty have access to the UWF library located at the NWF - UWF Joint Campus in Fort Walton Beach. Additionally, agreements with the Walton County Public Library (at both the DeFuniak Springs and the Coastal Branch libraries) and the Robert L.F. Sikes Library permit students and faculty access to these libraries, which is especially advantageous to students attending classes at those locations. Through special partnership agreements, students and faculty using the College's education centers at Eglin Air Force Base and Hurlburt Field may also use the library on the military installations.

The 52,000 square foot LRC on the Niceville campus was opened in May 2003 and offers instructional technology options, excellent study facilities, and access to print and electronic resources. This impressive and expansive facility serves an average of 400 walk-in patrons each day. In addition to the specific resources purchased for local access by the college, most electronic materials are shared through the statewide cooperative purchase of resources for all colleges and universities in Florida. The Florida Electronic Library, administered by the State Library of Florida also provides seamless access to additional electronic resources that are considered a core collection for all libraries in the state of Florida (public and academic). The table below summarizes the current holdings of the Learning Resource Center.

2014-2015	
Type of LRC Holding	**Number in Holding**
Library Collection – total **(31.2 items per FTE)**	213,275
Print Volumes	115,682
Digital Resources (ebooks, databases and ejournals)	91,246
Audiovisual Units	6,347
Library Usage and Instructional Support: total **(87.5 uses per FTE)**	**458,816**
Library Staff (4 full-time, 4 part-time librarians and 5 full-time, 2 part-time staff and 2 volunteer librarians)	11.9 FTE

Source: Director of Learning Resources Center.

LRC COLLECTIONS – Five Year Trend – *2010 through 2015*

COLLECTION SIZE					
Type of Collection	**2010-2011**	**2011-2012**	**2012-2013**	**2013-2014**	**2014-2015**
General Collection	110,282	102,374	109,413	106,202	115,682
Periodical Subscriptions	390	289	279	275	250
Audio-Visual Media	8,056	7,750	8,156	7,971	6,347
Digital Resources	33,951	58,410	67,176	86,980	91,246
TOTAL COLLECTION	**152,679**	**168,534**	**184,745**	**201,428**	**213,275**
MATERIALS TO STUDENT FTE RATIOS					
Level Ratio Comparison	**2010-2011**	**2011-2012**	**2012-2013**	**2013-2014**	**2014-2015**
NWFSC Ratio	**19.0**	**23.9**	**26.5**	**31.2**	**32.4**
Materials	110,282	141,193	148,111	156,794	162,872
Student FTE	5,816	5,906	5,589	5,023	5,023
Statewide Ratio	**11.9**	**11.9**	**13.0**	**15.7**	**16.7**
Materials	4,353,628	4,456,338	4,826,963	5,350,200	5,691,660
Student FTE	365,277	375,292	372,050	340,556	340,556
COLLECTION USAGE					
Category of Collection	**2010-2011**	**2011-2012**	**2012-2013**	**2013-2014**	**2014-2015**
General Collection	25,852	21,092	25,010	23,883	26,945
Reserves	4,858	1,738	2,504	2,186	1,129
E-Books	4,207	1,451	5,639	2,035	3,600
AV Equipment	543	In General Collection			
Digital Resource Use	291,483	361,695	367,096	391,876	436,881
SERVICES USAGE					
Reference Questions	6,707	6,631	5,355	4,853	4,859
Directional Questions	17,065	13,507	13,460	11,325	12,544
Chat, Email & Phone Questions	276	196	207	320	576
Library Instruction To Students	3,509	3,212	2,825	2,976	3,172
Interlibrary Loan	736	670	583	115	784
TOTAL USAGE	**355,236**	**410,192**	**422,679**	**439,569**	**458,816**
TOTAL USAGE per FTE	**61.1**	**69.5**	**75.6**	**87.5**	**91.3**
Average Attendance	379	314	310	305	310
Number of Open Days	250	250	255	244	280

Source: Director of Learning Resources Center.

Personnel

All Employees – Fall 2014

All Employees By Occupational Classification – *Fall 2014*

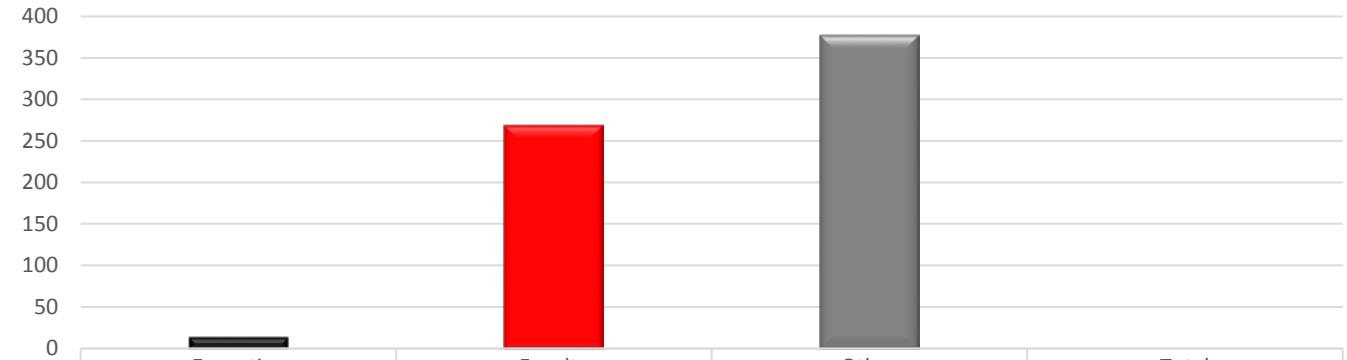

	Executive	Faculty	Other	Total
TOTAL	13	269	377	659

SOURCE: CCTCMIS APR DATABASE OPE24B2, 10/28/14

All Employees By Gender – *Fall 2014*

	Female	Male	Total
TOTAL	392	267	659

SOURCE: CCTCMIS APR DATABASE OPE24B2, 10/28/14

All Employees By Race – *Fall 2014*

	White	Black/African American	Other	Total
TOTAL	548	52	59	659

SOURCE: CCTCMIS APR DATABASE OPE24B2, 10/28/14

ALL EMPLOYEES (FULL TIME/PART TIME COMPARISON) BY OCCUPATIONAL CLASSIFICATION – *Fall 2014*

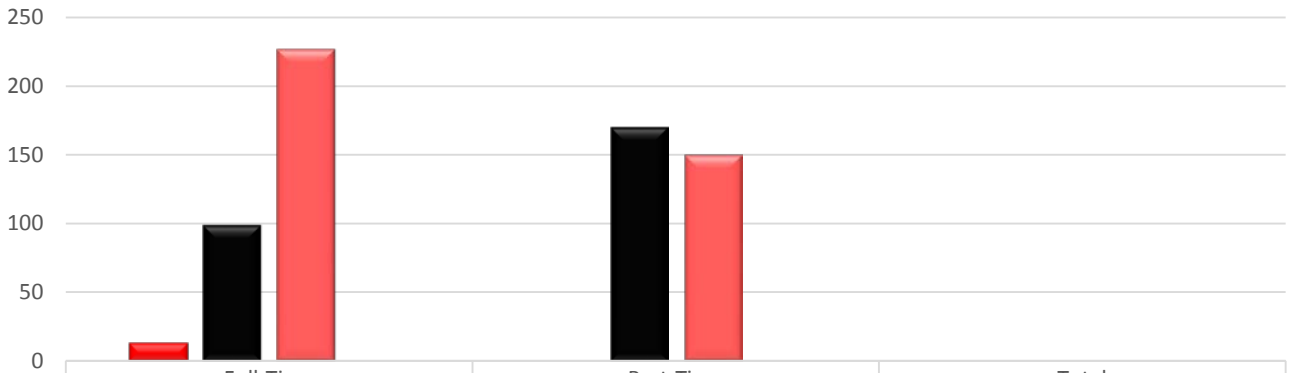

	Full-Time	Part-Time	Total
Executive	13	0	13
Faculty	99	170	269
Other	227	150	377
TOTAL	339	320	659

Source: Office of Human Resources; CCTCMIS APR DATABASE OPE24B2, 10/28/14

ALL EMPLOYEES BY OCCUPATIONAL CLASSIFICATION AND GENDER – *Fall 2014*

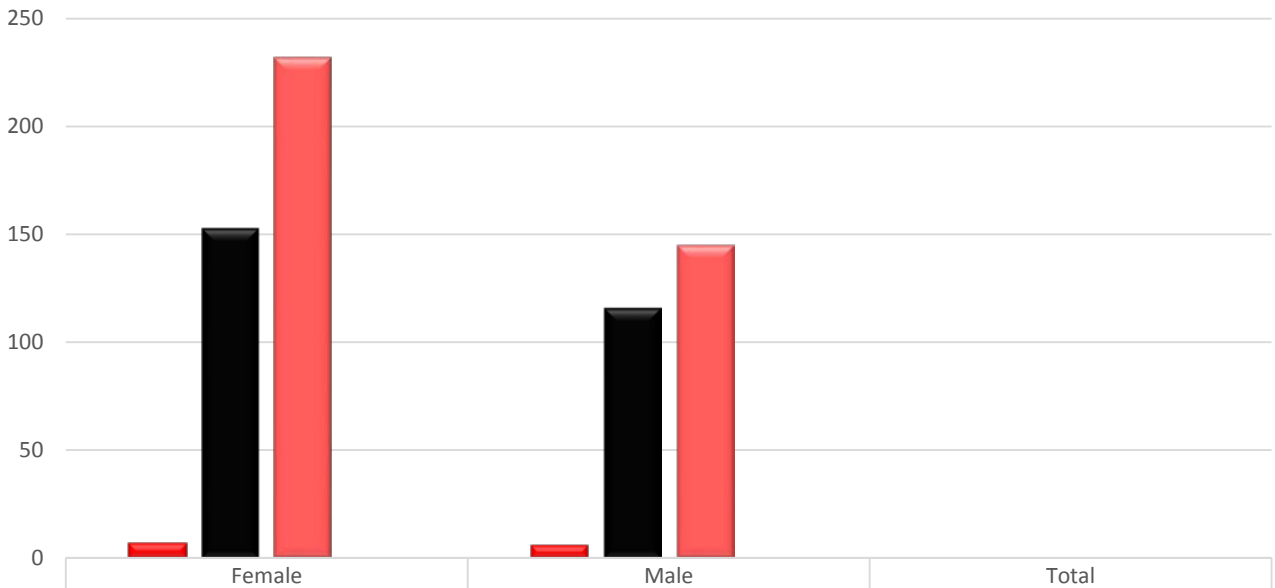

	Female	Male	Total
Executive	7	6	13
Faculty	153	116	269
Other	232	145	377
TOTAL	392	267	659

Source: Office of Human Resources; CCTCMIS APR DATABASE OPE24B2, 10/28/14

ALL EMPLOYEES BY OCCUPATIONAL CLASSIFICATION AND RACE – *Fall 2014*

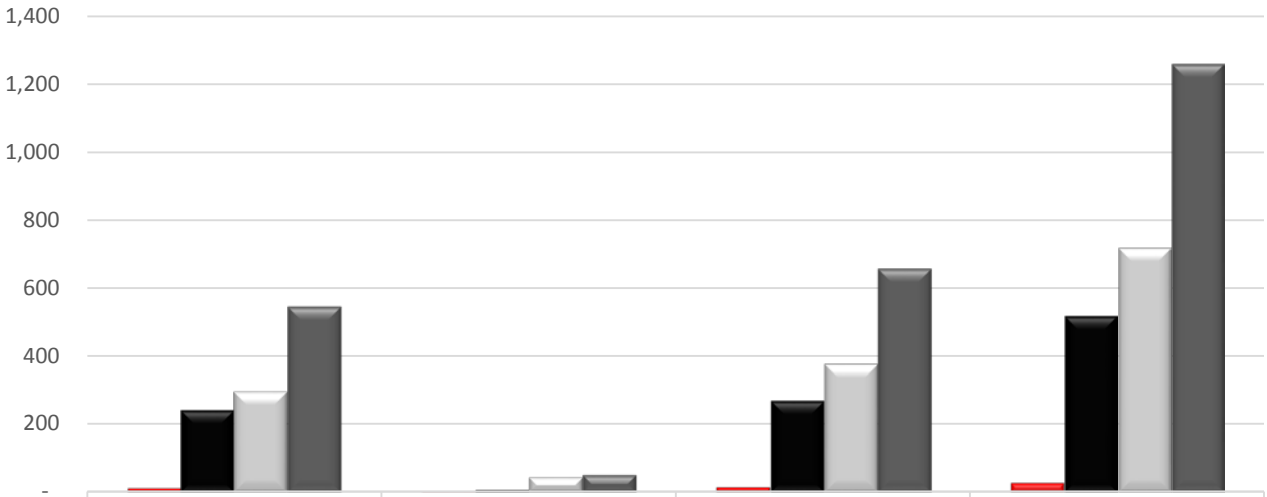

	White	Black/African American	Other	Total
Executive	10	1	13	24
Faculty	241	7	269	517
Other	297	44	377	718
Total	548	52	659	1,259

Source: Office of Human Resources; CCTCMIS APR DATABASE OPE24B2, 10/28/14

ALL EMPLOYEES – FIVE YEAR TREND

ALL EMPLOYEES (Five Year Trend) – *Fall 2010 through Fall 2014*

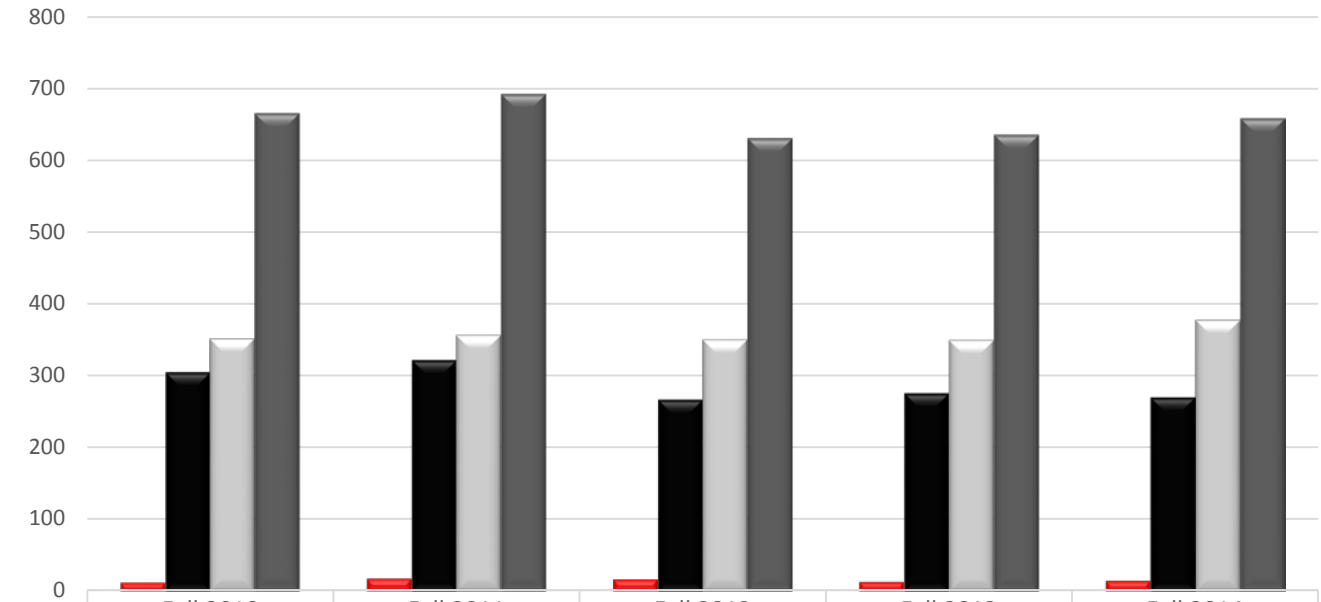

	Fall 2010	Fall 2011	Fall 2012	Fall 2013	Fall 2014
Executive	11	16	15	12	13
Faculty	304	321	266	275	269
Other	351	356	350	349	377
TOTAL	666	693	631	636	659

Source: Office of Human Resources; CCTCMIS APR DATABASE OPE24B2, 10/10/2014

FULL-TIME EMPLOYEES – Five Year Trend – *Fall 2010 through Fall 2014*

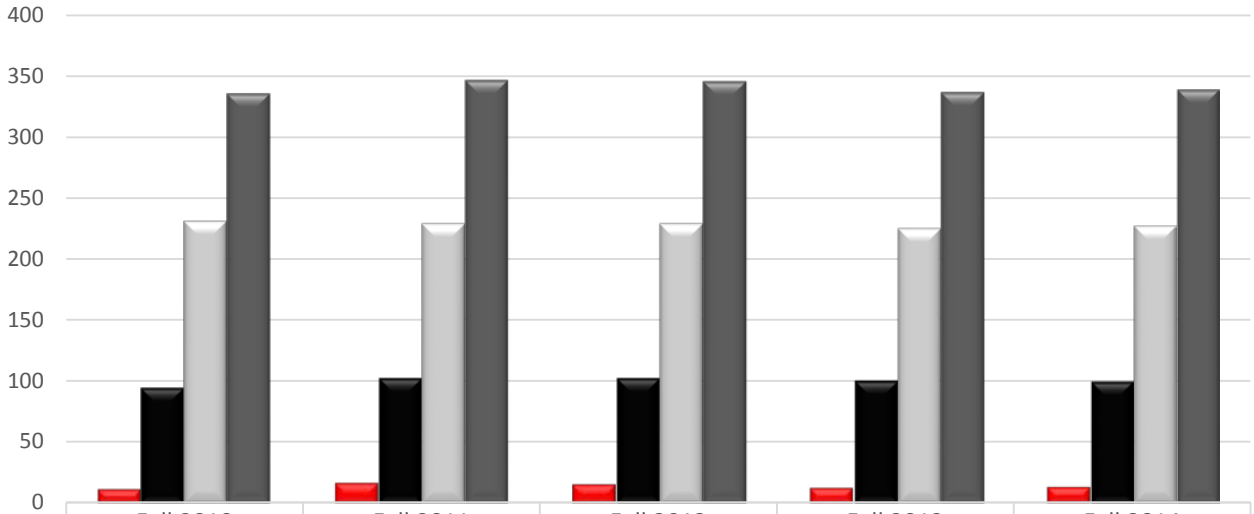

	Fall 2010	Fall 2011	Fall 2012	Fall 2013	Fall 2014
Executive	11	16	15	12	13
Faculty	94	102	102	100	99
Other	231	229	229	225	227
Total	336	347	346	337	339

Source: Office of Human Resources; CCTCMIS APR DATABASE OPE24B2, 10/10/2014

PART-TIME EMPLOYEES – Five Year Trend – *Fall 2010 through Fall 2014*

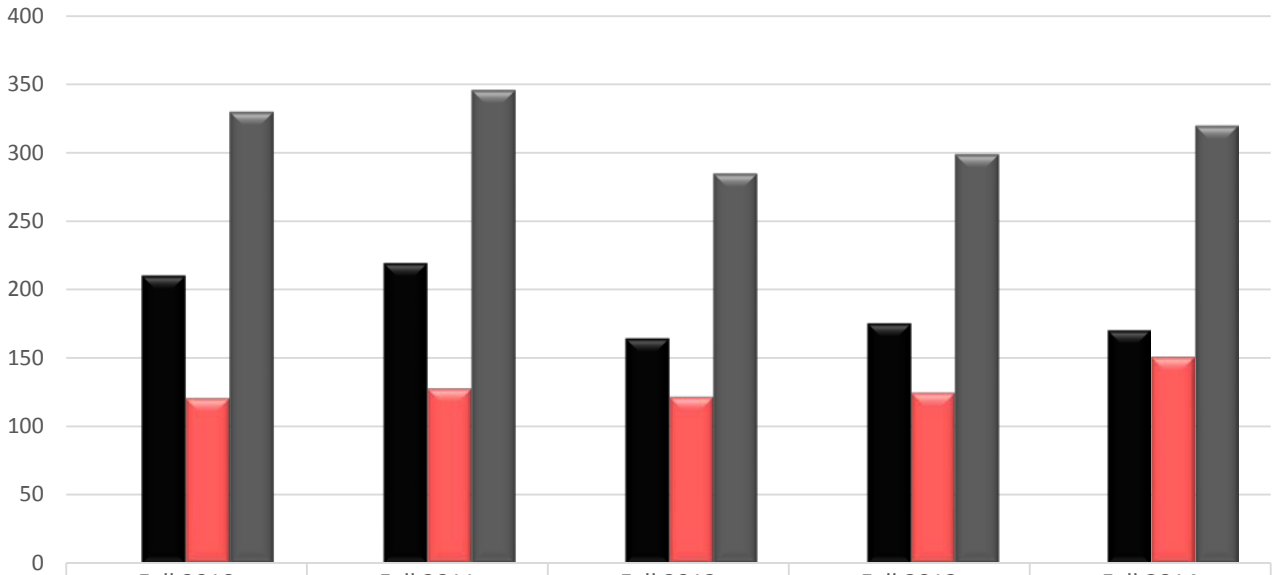

	Fall 2010	Fall 2011	Fall 2012	Fall 2013	Fall 2014
Executive	0	0	0	0	0
Faculty	210	219	164	175	170
Other	120	127	121	124	150
Total	330	346	285	299	320

Source: Office of Human Resources; CCTCMIS APR DATABASE OPE24B2, 10/10/2014

Facilities Inventory

Facilities Inventory – 2014-2015

LAND	DATE OF ACQUISITION	NUMBER OF FACILITIES	ACREAGE
Niceville Campus	Jan-66	73	249.43
Chautauqua Center	Aug-70	3	87.75
Fort Walton Beach Campus	Dec-90	17	156.00
Robert L. F. Sikes Education Center	Oct-93	2	7.26
South Walton Center	Jan-10	2	32.00
COLLEGE-WIDE TOTAL		**97**	**532.44**

Source: Facilities Specialist

FACILITIES INVENTORY BY SITE

NICEVILLE CAMPUS

BUILDING	Occupancy Date	Renovation Date	Gross Sq. FT
Administration (A)	Jan-69		17,600
Covered Walkway	Jul-69		3,804
Drafting/Computer Engineering/Technical Labs (B)	Jan-69		12,900
Covered Walkway	Jul-69		4,388
Classroom Building (C1, C2)	Jan-69	Mar-13	23,460
Covered Walkway	Jul-71		7,060
Collegiate High School at NWFSC (D)	Jan-69	Apr-07	24,725
Covered Walkway	Nov-07		5,994
Observatory (S-2)	Aug-01		1,746
Robert E. Greene, Jr. Science Building (S)	Jul-10		53,556
Storage Facility	Nov-96		162
Communications/Social Science/Health Education (E)	Jan-69		69,930
Learning Resource Center (LRC)	Mar-03		51,284
Public Safety (F)	Jan-69	Mar-11	12,844
Softball Office/Public Restroom/Storage Facility (F1)	Nov-78		1,704
Baseball Press Box	Dec-91		1,660
Baseball Home Building	Apr-92		3,432
Baseball Visitors Building	Apr-92		2,220
Covered Walkway	Jul-03		532
Covered Walkway	Nov-07		874
Press Box/Concessions	Mar-03		330
Strengthening Center (F5)	Mar-93		4,240
Physical Plant/Utilities (G)	Jul-69		4,640
Maintenance (G-1)	Oct-75		8,525
Storage Facility	Jan-93		4,250
Grounds/Receiving (G-3)	Jan-09		20,000
Gymnasium (H)	Aug-72		34,250
Covered Walkway	Aug-72		1,860
Mattie Kelly Fine & Performing Arts Center (J)	Oct-95		116,899
Covered Walkway	Oct-95		12,469
Activities Center (K)	Dec-75	Jan-13	37,608

Source: CCTCMIS-FACINV (6/5/15)

Covered Walkway	Dec-03		2,776
Student Service Center (SSC)	Jan-12		75,000
Mathematics (L)	Dec-87		14,340
Mary Lou O'Connor Child Development & Education Center (M)	Dec-72		6,590
Covered Walkway	Dec-72		450
Information Technology (R)	Dec-88		10,475
Covered Walkway	Dec-88		1,342
Business (P)	May-71	Jan-09	13,325
Covered Walkway	May-71		3,424
Teacher Education/Graphic Services (Q)	May-71	Mar-11	14,320
Covered Walkway	May-71		4,855
Public Safety Firing Range (Q-2)	Jan-00	Oct-13	800
Welding Lab/Public Safety Storage (Q-3)	Sept-09	Aug-13	5,500
Burn Tower (Q4)	Nov-08		1,312
Community Service Complex (T)	Nov-10		125,000
Transformers	July-69		896
Old Pump House	Jan-72		80
New Pump House	Nov-78		384
Welding Lab/Machining	Sept-09		8,500
ATHLETICS	**Occupancy Date**	**Renovation Date**	**Gross Sq. FT**
Softball Field	Aug-91		80,000
Baseball Field	Aug-91		110,000
Jogging Trail	Jan-69		0
Handball Courts	Jan-69		0
Tennis Courts	Jan-69		0
CHAUTAUQUA CENTER, DeFuniak Springs			
BUILDING	**Occupancy Date**	**Renovation Date**	**Gross Sq. FT**
CNC	Sept-71		13,940
Classroom Building	Jan-95		12,784
FORT WALTON BEACH CAMPUS (JOINT USE FACILITY WITH UNIVERSITY OF WEST FLORIDA)			
BUILDING	**Occupancy Date**	**Renovation Date**	**Gross Sq. FT**
Administration (Bldg 1)	Aug-92		11,514
Student Services (Bldg 2)	Aug-92		8,315
Classroom Building (Bldg 3)	Aug-92		22,277
Faculty Offices/Classrooms	Aug-92		15,940
Utility Services	Aug-92		7,443
Science (Bldg 6)	Nov-92		11,772
Covered Walkway	Nov-92		1,680
Technology (Bldg 7)	Nov-92		18,216
Covered Walkway	Nov-92		441
Library, Fitness Center, Auditorium (Bldg 8)	Jul-94		30,087

Source: CCTCMIS-FACINV (6/5/15)

ROBERT L. F. SIKES CENTER, Crestview			
BUILDING	**Occupancy Date**	**Renovation Date**	**Gross Sq. FT**
Sikes Center	Oct-93		20,466
SOUTH WALTON CENTER			
BUILDING	**Occupancy Date**	**Renovation Date**	**Gross Sq. FT**
Admin/Classroom Building	10-Jan		14,271

SOURCE: CCTCMIS – FACINV (6/5/15)

TOTAL GROSS SQ. FOOTAGE OF ALL OWNED FACILITIES	GROSS SQ. FT.
Niceville Campus	1,024,315
Chautauqua Center	26,724
Fort Walton Beach Campus	127,685
Robert L. F. Sikes Education Center	20,466
South Walton Center	14,271
College-wide Total*	**1,213,461**

Source: CCTCMIS FACINV (6/5/15)

Physical Plant Assets

PHYSICAL PLANT ASSETS (in Percentages) – Five Year Trend – *2010 through 2015*

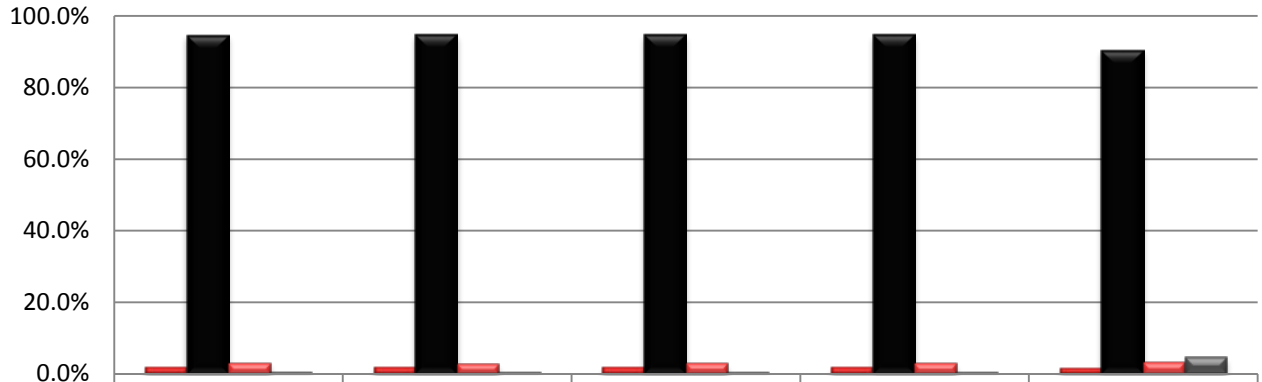

	2010-2011	2011-2012	2012-2013	2013-2014	2014-2015
Land	1.8%	1.8%	1.8%	1.8%	1.6%
Building	94.7%	94.9%	94.9%	94.9%	90.5%
Equipment	3.0%	2.8%	2.9%	2.9%	3.2%
Books & Other	0.5%	0.5%	0.5%	0.5%	4.6%

Source: NWF State College Facilities Department

PHYSICAL PLANT ASSETS (in Million Dollars) – Five Year Trend – *2010 through 2015*

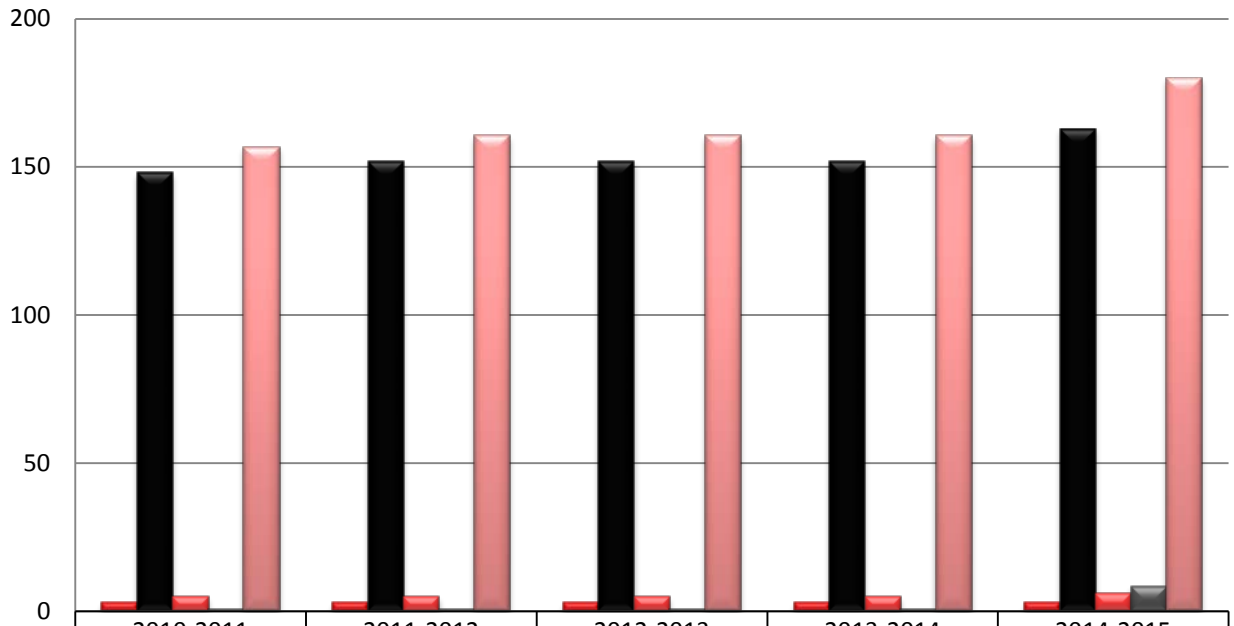

	2010-2011	2011-2012	2012-2013	2013-2014	2014-2015
Land	$2.9	$2.9	$2.9	$2.9	$2.9
Building	$148.0	$152.0	$152.0	$152.0	$163.1
Equipment	$5.0	$4.9	$4.9	$4.9	$5.9
Books & Other	$0.8	$0.8	$0.8	$0.8	$8.3
TOTAL	$156.7	$160.6	$160.6	$160.6	$180.2

NOTE: *Increase is attributed to the capitalization of the college's enterprise resource planning software (Ellucian).

Source: NWF State College Facilities Department and Comptroller.

Finance

Financial Summary

Financial Summary – *Fiscal Year 2014-2015*

Northwest Florida State College's 2014-2015 Total Revenue was in excess of $48 million. State funding represented 40% of the total, while student fees & financial aid were 43%, and other revenues/transfers were 17%. It is anticipated these percentages will be approximately the same for 2015-2016.

The percent of the budget supported by student fees and related federal financial aid decreased from 49% in 2013-14 due to state economic conditions allowing a slight increase in state provided support.

The Board of Trustees identifies a budget goal of committing a large percentage of the budget to the cost of Direct Instruction. Through good financial management, the college has been able to provide a high quality education at a low cost to the student. Tuition and fees at NWF State College remains very affordable when compared to Florida public colleges and universities.

The 2014-2015 Annual Financial Report reflects that NWF State College continues to be financially sound and, through to maintain this position. The College takes great pride in consistently receiving clean annual audits of financial services and operations and expects this long standing success to continue.

NWF State College Revenues for Fiscal Year 2014-15

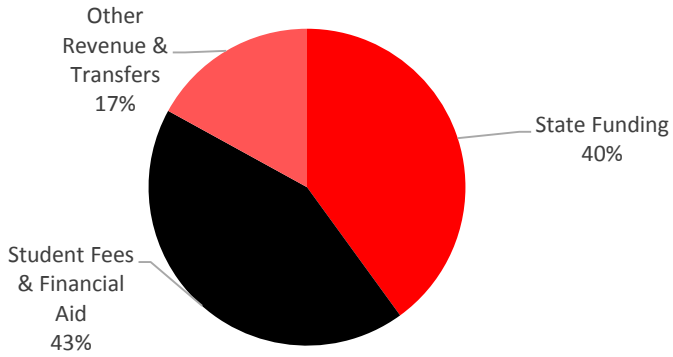

Source: NWFSC Office of Vice President for Administration

NWF State College Expenditures by Function Fiscal Year 2014-15

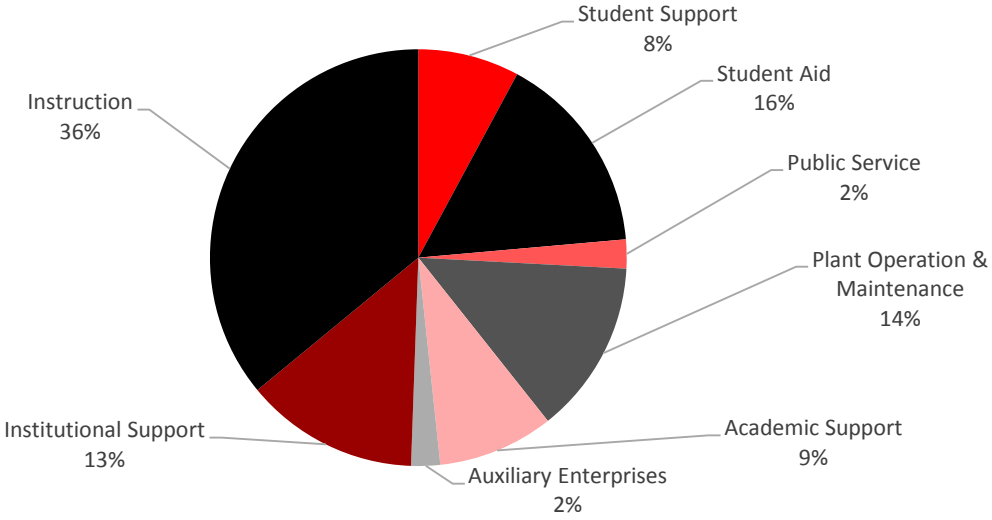

Source: NWFSC Office of Vice President for Administration

Revenues

REVENUES – Five Year* Trend – *2010 through 2015*

	2010-2011	2011-2012	2012-2013	2013-2014	2014-2015
Tuition & Fees**	$15,636,461	$16,476,021	$14,668,502	$9,310,403	$9,095,875
State Support	$16,627,029	$17,848,908	$18,229,584	$18,624,941	$19,289,761
State Grants & Contracts	$5,683,852	$2,456,564	$1,633,454	$1,413,017	$1,049,168
Federal Support	$13,135,750	$10,940,661	$10,372,270	$10,807,071	$9,763,560
Private Gifts & Grants	$847,626	$1,180,448	$1,936,871	$1,991,248	$2,822,688
Sales & Services – Educational	$520,342	$520,366	$232,295	$274,520	$385,789
Sales & Services – Auxiliary***	$5,894,662	$4,998,219	$644,236	$578,213	$436,199
Other Revenues	$824,068	$549,737	$2,086,989	$3,421,942	$2,666,796
Non-Revenue Receipts	$412,145	$146,014	$111,521	$39,697	$24,132
Subtotal	**$59,581,935**	**$55,116,938**	**$49,915,722**	**$46,461,052**	**$45,533,968**
Capital Assets	$3,169,997	$2,063,730	$2,064,546	$2,434,355	$2,509,305
TOTAL REVENUES	**$62,751,932**	**$57,182,668**	**$51,980,268**	**$48,895,407**	**$48,043,273**

NOTE: *Based on fiscal year July 1 – June 30
** Tuition fees being reported net scholarship allowance
***NWF State College out-sourced food service operations on January 31, 2012, and out-sourced store operations on June 30, 2012, resulting in reduced revenue in Sales & Services – Auxiliary.

Source: NWF State College Office of Vice President for Administration

TOTAL REVENUES (in Million Dollars) – Five Year Trend – *2010 through 2015*

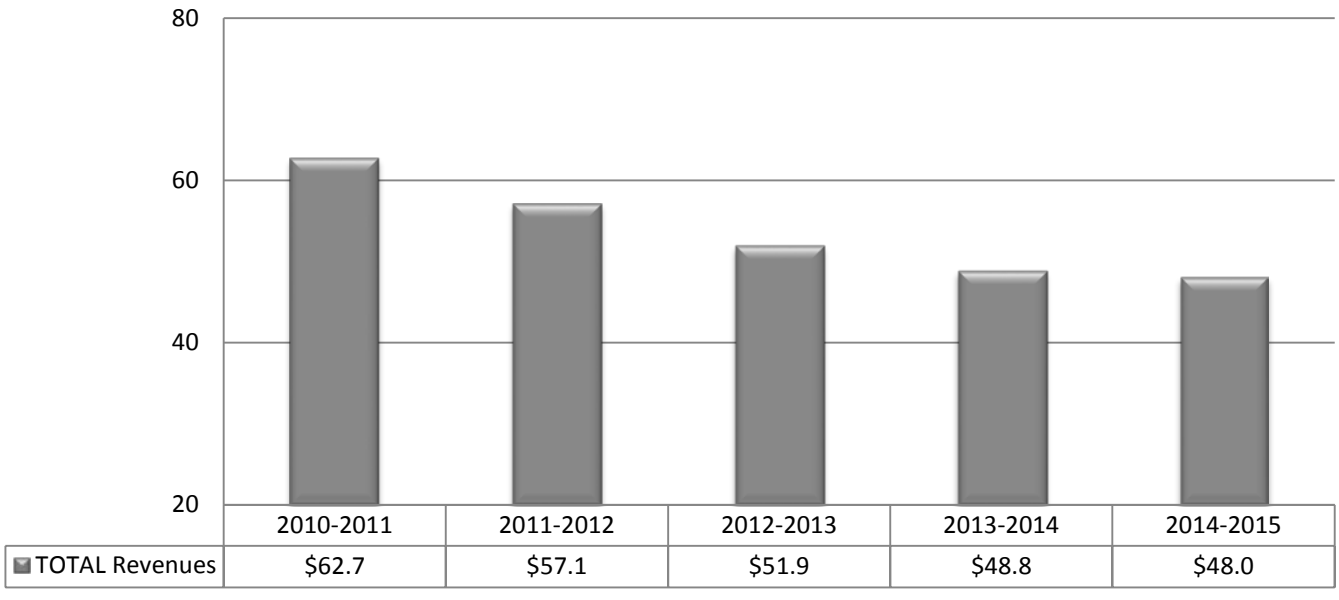

Source: NWF State College Office of Vice President for Administration

Expenditures

Five Year* Trend – *2010 through 2015*

	2010-2011	2011-2012	2012-2013	2013-2014	2014-2015
Instruction	$16,634,350	$15,718,148	$14,066,390	$14,570,933	$16,079,203
Research	$0	$0	$0	$0	$0
Public Service	$667,958	$707,366	$888,402	$677,357	$829,668
Academic Support	$4,397,646	$3,618,401	$3,075,909	$3,736,951	$3,975,488
Student Support	$2,860,283	$3,125,306	$2,963,561	$3,377,064	$3,524,105
Institutional Support	$7,074,140	$8,373,111	$5,527,649	$6,659,983	$6,278,147
Plant Operation & Maintenance	$5,077,611	$6,886,376	$5,382,250	$8,228,554	$5,918,636
Student Aid	$6,830,483	$6,364,506	$6,910,768	$6,786,876	$6,910,109
Auxiliary Enterprises	$5,371,114	$5,073,394	$1,132,190	$1,230,111	$1,212,529
Transfers & Contingencies	$0	$0	$0	$0	$0
Subtotal	**$48,913,585**	**$49,866,608**	**$39,947,119**	**$45,267,829**	**$44,727,885**
Capital Assets	$3,020,211	$4,153,914	$4,942,707	$5,495,930	$6,194,628
TOTAL Expenditures	**$51,933,796**	**$54,020,522**	**$44,889,826**	**$50,763,759**	**$50,922,513**

NOTE: *Based on fiscal year July 1 – June 30

Source: NWF State College Office of Vice President for Administration

TOTAL EXPENDITURES (in Million Dollars) – Five Year Trend – *2010 through 2015*

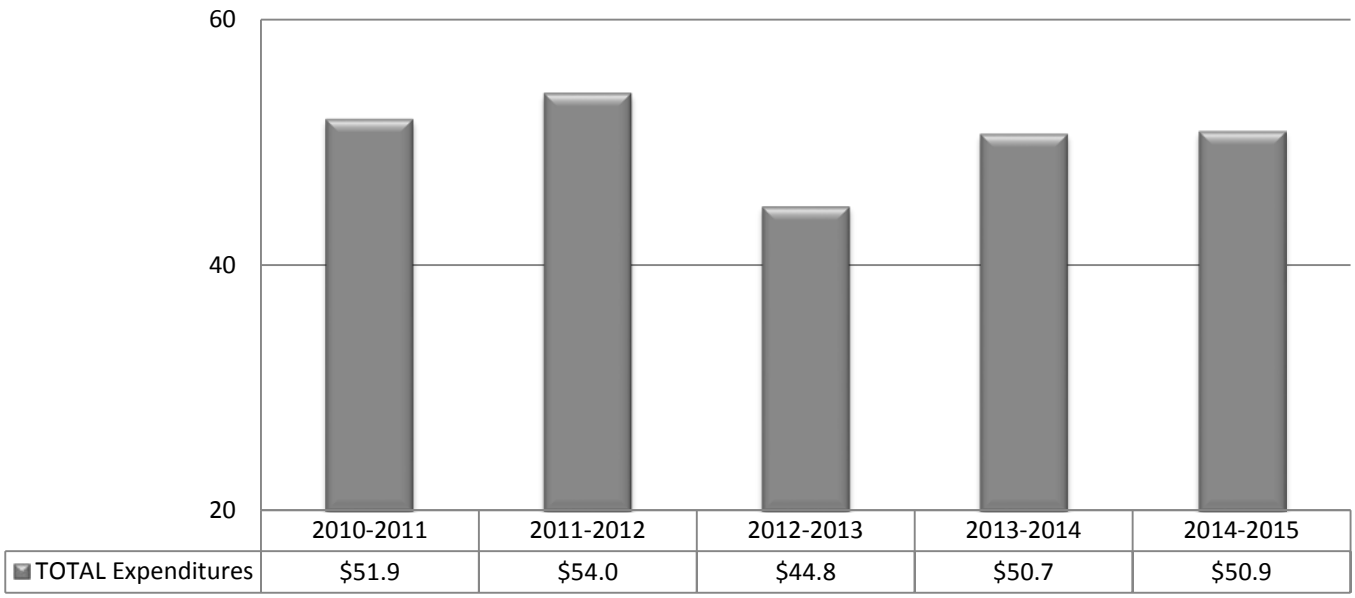

Terms and Definitions

Terms and Definitions

ACADEMIC SUPPORT

Services offered to support and strengthen instructional programs (e.g., Library, Academic Success Center).

ACADEMIC YEAR

The time period containing the academic terms held during consecutive Fall, Spring and Summer semesters.

ACTIVITY AND SERVICE FEE

The student activity and service fees are expended for lawful purposes to benefit the student body in general. These purposes include, but are not limited to, student publications and grants to duly recognized student organizations, the membership of which is open to all students at the Florida College System institution without regard to race, sex, or religion. No Florida College System institution shall be required to lower any activity and service fee approved by the board of trustees of the Florida College System institution and in effect prior to October 26, 2007, in order to comply with the provisions of this subsection.

ADMISSIONS: APPLIED, ADMITTED, ENROLLED

Applied – the completion of proper documentation required to enroll in courses offered by the College.

Admitted- the submission of proper documentation to qualify for admission into a program which results in a degree/certificate offered by the College.

Enrolled- completion of the process of registering to attend classes.

ADULT BASIC EDUCATION

Courses of instruction designed to improve the employability of the state's workforce through instruction in mathematics, reading, language, and workforce readiness skills at a grade level below the 9th grade.

ADULT GENERAL EDUCATION

Non-credit instruction designed to improve the employability of the state's workforce through adult basic education, adult secondary education, English for Speakers of Other Languages, vocational- preparatory instruction, and instruction for adults with disabilities (F.S.1004.02).

ADULT ESOL/ESL

Noncredit English literacy courses designed to improve the employability of the state's workforce cultural competencies that enhance ability to read, write, speak, and listen in English. ESOL means English for Speakers of Other Languages. ESL means English as a Second Language. The two terms are interchangeable.

ADVANCED & PROFESSIONAL (A & P)

College credit courses leading to the award of an Associate of Arts degree. Selected A & P courses comprise the general education curricula for the AA and AS degrees. A & P courses are transferable. It does not include college preparatory or non-college credit courses.

APPLIED TECHNOLOGY DIPLOMA (ATD)

Programs of career and technical instruction that are part of an associate in science degree or an associate in applied science degree, that are less than sixty (60) credit hours, and leads to employment in a specific occupation. An applied technology diploma program may consist of either clock hours or college credit as defined in paragraphs 6A-10.033(1)(a), (b), F.A.C.

ARTICULATION AGREEMENT

The articulation agreement between all 28 Florida state/community colleges and the twelve state universities enables students to complete an associate in arts degree at any Florida state/community college and be admitted automatically into available upper division programs for the last two years of course work at any of the twelve state universities.

ASSOCIATE IN APPLIED SCIENCE DEGREE (AAS)

Credit degree designed to prepare students for employment in a technical or semi-professional capacity. The Associate in Applied Science degree must include a minimum of fifteen (15) college credits of general education coursework.

ASSOCIATE IN ARTS DEGREE (AA)

The associate in arts degree is a transfer degree and a basis for admission to a bachelor's degree. The associate in arts degree is awarded upon satisfactory completion of a planned program of sixty (60) college credits after demonstration of the attainment of predetermined and specified performance requirements. The associate in arts degree must include thirty-six (36) college credits of general education coursework. Florida has a statewide articulation agreement between the Florida College System and the State University System.

ASSOCIATE IN SCIENCE DEGREE (AS)

The associate in science degree is a transfer degree and a basis for admission to a related bachelor's degree. The associate in science degree is designed to prepare students for employment in a technical or semi-professional capacity and must include a minimum of fifteen (15) college credits of general education coursework.

AUXILIARY SERVICES

Revenue producing services such as food service and bookstore.

AWARD YEAR (FINANCIAL AID)

Same as Academic Year.

BACHELOR OF APPLIED SCIENCE (BAS)

A four-year degree (typically 120 credit hours with some exceptions) designed to accommodate the unique demands for entry and advancement within specific workforce sectors.

BACHELOR OF SCIENCE (BS)

A four-year degree (typically 120 credit hours, with some exceptions) with a scientific emphasis.

BOARD OF EDUCATION, STATE

Board consisting of the Commissioner of Education and seven appointed members. This Board oversees Florida's education from kindergarten through graduate school (K-20) and the 13-member Boards of Trustees for each of the 12 public universities.

BORDER STATE RESIDENT

The Florida legislature allows the option of providing Alabama residents a different tuition assessment for post-secondary classes. At NWF State College, the Alabama Border State Fee, at a rate of an additional $1.00 per credit hour to the current in-state tuition rate, will be assessed for all eligible Alabama residents. To be eligible for the Alabama Border State Fee, the student must complete the Alabama Residency Form and meet all criteria as stipulated on the form, including a current Alabama residence (permanent address) and proof of Alabama residency. Additional documentation, other than what is specifically listed, may be required.

CALENDAR YEAR

January through December.

CAMPUS

An instructional and administrative unit of a college, consisting of college-owned facilities and staffed primarily by full-time personnel, housing a full range of instructional and support services sufficient to accommodate students.

CAPITAL IMPROVEMENT

The renewal, renovation, improvement, expansion, construction, and reconstruction of facilities and technology infrastructure at the institution.

CAPITAL IMPROVEMENT FEE REVENUES

May be pledged by a board of trustees as a dedicated revenue source to the repayment of debt, including lease-purchase agreements, with an overall term
of no more than 7 years, including renewals, extensions, and refundings, and revenue bonds with a term not exceeding 20 annual maturities and not exceeding the useful life of the asset being financed, only for financing or refinancing of the new construction and equipment, renovation, or remodeling of educational facilities.

CAREER AND TECHNICAL CERTIFICATE

Programs of career and technical instruction consisting of clock hour courses as defined in paragraph 6A-10.033(1)(b), F.A.C., to prepare for entry into employment.

CIP (CLASSIFICATION INSTRUCTIONAL PROGRAMS) DISCIPLINE CODE

These codes represent a nationally used, common taxonomy for the classification of higher education degree programs. The CIP classification describes content of the programs at three levels with each providing varying levels of detail. A directory of the CIP codes can be found online at: nces.ed.gov/ipeds/cipcode

CLASS LEVEL OF STUDENT

The categorization of the student's progress, as defined by the institution at the beginning of the semester, toward a degree/certificate program as anticipated when all transcript evaluations and transfer hours are posted (Florida College System Data Base).

Freshman – student who has completed less than thirty semester credits.

Sophomore – student who has completed more than thirty semester credits.

CLOCK HOUR

A clock hour is the unit assigned to courses or course equivalent learning that is part of an organized and specified program leading to a Career and Technical Certificate or Applied Technology Diploma pursuant to the stipulations in subsections 6A-14.030(6), (9), F.A.C. It applies to postsecondary adult career courses as defined in Section 1004.02(26), F.S. One (1) clock hour is based on the learning expected from the equivalent of thirty (30) hours of instruction. For purposes of Title IV Student Aid Programs under the Higher Education Act, colleges should defer to Title 34 Section 688 of the Code of Federal Regulations.

COLLEGE CREDIT

A type of credit assigned by Florida College System institutions to courses or course equivalent learning that is part of an organized and specified program leading to a baccalaureate, associate degree, certificate, or Applied Technology Diploma pursuant to the stipulations in subsections 6A- 14.030(5)-(8), F.A.C. One (1) college credit is based on the learning expected from the equivalent of fifteen (15) fifty-minute periods of classroom instruction; with credits for such activities as laboratory instruction, internships, and clinical experience determined by the institution based
on the proportion of direct instruction to the laboratory exercise, internship hours, or clinical practice hours.

Lower division college credit - lower division college credit is assigned to college credit courses offered to freshmen and sophomores (1000 and 2000 level courses).

Upper division college credit - upper division college credit is assigned to college credit courses offered to juniors and seniors (3000 and 4000 level courses).

COLLEGE CREDIT CERTIFICATE

Also known as a Technical Certificate, a College Credit Certificate is a program of career and technical instruction consisting of less than sixty
(60) college credits as defined in paragraph 6A- 10.033(1)(a), F.A.C., which are part of an associate in science degree or an associate in applied science degree program and prepare students for entry into employment.

COMMON COURSE NUMBERING SYSTEM

Developed in 1978, the common course numbering system is a statewide system of prefixes and numbers for courses offered by all postsecondary and participating private institutions in Florida. Its purpose is to make transferring easier by identifying equivalent courses, all of which carry the same prefix and last three digits; the title of the course may vary at different institutions.

CONTINUING EDUCATION

Non-credit courses that provide individuals with an opportunity to increase occupational efficiency, enhance leisure time, or pursue personal development goals. Typical subjects range from computer skills, insurance, supervision, painting, gardening, cooking, and exercise. Instruction is offered through a variety of programs, including Positive Reinforcement through Imaginative Education (PRIME) Time and the Leadership Institute.

CREDIT

Credit is a unit of measure assigned to courses or course equivalent learning. Credit is awarded if the learning activity it represents is part of, or preparatory for, an organized and specified program leading to a postsecondary certificate or degree. Credit is a device which indicates to the leaner, to educational institutions, to employers, and to others how much of the program the leaner has completed The credit awarded may be independent of where the learning occurs. If a learning activity does not meet these requirements, credit shall not be awarded. The only types of postsecondary credit authorized are: college credit, clock hour, developmental credit, institutional credit, and noncredit. (Source: GA-10.033(1), FAC).

DEVELOPMENTAL CREDIT

Developmental credit is the type of credit assigned by Florida College System institutions to courses that provide degree seeking students who wish to enroll in college credit courses with additional academic preparation determined to be needed pursuant to Rule 6A-10.0315, F.A.C. One (1) developmental credit is based on the learning expected from the equivalent of fifteen (15) fifty-minute periods of classroom instruction. Developmental courses provide competency-based instruction to develop college entry competencies in the communication and computation skills described in Rule 6A-10.0319, F.A.C.

DEVELOPMENTAL EDUCATION

Basic instruction to provide degree seeking students who wish to enroll in college credit courses with additional academic preparation determined to be needed pursuant to Rule 6A-10.0315, F.A.C. Satisfactory completion of such instruction is recognized by the award of units of measure called developmental credit as defined in paragraph 6A- 10.033(1)(c), F.A.C.

DISTANCE LEARNING

General term used to cover the broad range of teaching and learning events in which the student is separated (at a distance) from the instructor, or other fellow learners.

DUAL ENROLLMENT

Enrollment of an eligible secondary student or home education student in a postsecondary course creditable toward high school completion and a career certificate or an associate or baccalaureate degree.

ETHNICITY

Classification of a population that shares common characteristics, such as religion, traditions, culture, language and tribal or national origin. For example, Hispanic is an ethnicity and indicates a person is of Cuban, Mexican, Puerto Rican, South or Central American, or other Spanish culture or origin, regardless of race.

FEE FOR FINANCIAL AID PURPOSES

An additional amount up to, but not to exceed, 5 percent of the total student tuition or out-of- state fees collected. Each Florida College System institution board of trustees may collect up to an additional 2 percent if the amount generated by the total financial aid fee is less than $500,000.

FINANCIAL AID

Financial Aid is any grant or scholarship, loan, or paid employment offered to help a student meet his/her college expenses. Such aid is usually provided by various sources such as federal and state agencies, colleges, high schools, foundations, and corporations. The amount of financial aid that a student receives is determined through federal, state and institutional guidelines. Grants include aid the student receives that need not be repaid; loans must be repaid. Interest rates and repayment terms vary by program. Employment is aid based on an hourly rate for work performed.

FIRST-TIME-IN COLLEGE (FTIC) STUDENT

A certificate or degree seeking student who enters a postsecondary institution for the first time after high school graduation regardless of the number of credits earned through any acceleration mechanism (i.e., Dual Enrollment/Early Admission, AP, IB, AICE, or CLEP) (Florida College System Student Data Base).

FISCAL YEAR

A 12-month period running from July 1 through the following June 30.

FLORIDA COLLEGE SYSTEM (FCS)

A division within the Florida Department of Education consisting of 28 comprehensive institutions.

FULL-TIME EQUIVALENT (FTE)

Credit FTE – equals weekly course credit hours multiplied by course total enrollments divided by30. One course credit hour is defined as 50 minutes of instruction per week. This is a method of funding defined by the Florida Department of Education.

FULL-TIME STUDENT

A student enrolled for 12 or more semester credits or 24 or more contact hours per week.

GENERAL EDUCATION COURSES

College-level courses designed to place emphasis on principles and theory rather than on practical applications associated with a vocational, occupational, or professional objective. General education courses may include, but are not limited to, English, history, philosophy, literature, religion, art, music, sociology, foreign languages, humanities, mathematics, chemistry, biology, and psychology, when such courses are not within the area of concentration of a vocational, occupational, or professional program. For example, English Composition is considered a general education course, but Business English is not. Courses designated as "applied," "specialized," "technical," or similar designations do not meet this definition.

HEADCOUNT

College Headcount (unduplicated) – the number of students enrolled in at least one course.

Campus Headcount (duplicated) – count of students who are enrolled in at least one course taught at that particular campus. The campus numbers are not additive. Students may be counted more than once if they are taking classes at more than one location. Only the College Headcount (unduplicated) contains a unique headcount.

INSTITUTIONAL CREDIT

Institutional credit is postsecondary credit that is competency-based. Institutional credit is not guaranteed to automatically transfer.

IPEDS (INTEGRATED POSTSECONDARY EDUCATION DATA SYSTEM)

IPEDS is the core postsecondary education data collection program in the U.S. Department of Education's National Center for Education Statistics (NCES). It was designed to help NCES meet its mandate to report full and complete statistics on the condition of postsecondary education in the United States. It is a single, comprehensive data collection system developed to encompass all institutions and organizations whose primary purpose is to provide postsecondary education. IPEDS is built around a series of interrelated surveys to collect institution-level data in such areas as enrollment, program completions, faculty and staff, and financing.

LAB FEE

Students enrolled in certain courses are required to pay additional fees often defined as laboratory fees, course materials fees, or screening fees. Lab fee amounts vary depending on the lab in which the student is enrolled. With few exceptions, lab fees are mandatory meaning the student must pay the charge as a condition of enrollment or attendance in the course. Mandatory lab fees typically represent the cost of using consumable materials (such as glassware, chemicals, paper, or other media) during instruction.

LEGAL RESIDENT

A person who has maintained his or her residence in this state for the preceding year, has purchased a home which is occupied by him or her as his or her residence, or has established a domicile in this state pursuant to F.S. 1009.21.

LIFELONG LEARNING

Noncredit instructional activities as defined in subsection 6A-10.033(2), F.A.C., to address community social and economic issues related to health and human relations, government, parenting, consumer economics, and senior citizens.

NON-CREDIT

Noncredit is a term indicating that credit, as defined herein, is not awarded. It applies to the instructional classifications of noncredit continuing education, adult general education, citizenship, recreational, community education, and community instructional services. The unit of measure is hours of instruction.

NON-DEGREE SEEKING

A student enrolled in courses for credit who is not recognized by the institution as seeking a degree or formal award.

NON-RESIDENT

A student who is not classified as a Florida resident for tuition purposes (F. S. 1009.21) and may be assessed the full tuition fees.

OPEN ADMISSION

Admission policy under which virtually all secondary school graduates or students with GED equivalency diplomas are admitted without regard to academic record, test scores, or other qualifications.

OUT-OF-STATE FEE

The additional fee for instruction provided by a public postsecondary educational institution in this state, which fee is charged to a student who does not qualify for the in-state tuition rate pursuant to F.S. 1009.21. A charge for any other purpose shall not be included with this fee.

PART-TIME STUDENT

A student enrolled in fewer than 12 semester credits or fewer than 24 contact hours a week each term.

POSTSECONDARY VOCATIONAL (P.S.V.)

Special category of college credit courses addressing technical competencies; all PSV courses are college credit, but only some are transferable.

POSTSECONDARY ADULT VOCATIONAL (P.S.A.V.)

Term applied to vocational credit courses designed to prepare students with immediate employment skills; PSAV courses do not transfer and cannot be used in degree programs.

PROGRAM

A prescribed group of courses, taken in the proper sequence to attain mastery of a body of knowledge or set of skills, and leading to a certificate, diploma, or degree.

RECREATIONAL AND LEISURE TIME INSTRUCTION

Noncredit instructional activities as defined in subsection 6A-10.033(2), F.A.C., to develop recreational or leisure time skills.

REMODELING (AS IT RELATES TO FACILITIES)

Changing existing facilities by rearrangement of space and/or change of use. Only that portion of the building being remodeled must be brought into compliance with the building and life safety codes unless the remodeling adversely impacts the existing life safety systems and exiting of the building.

RENOVATION (AS IT RELATES TO FACILITIES)

Rejuvenation or upgrade of existing facilities by installing or replacing materials and equipment. The use and occupancy of the spaces remain the same. Only that portion of the building being renovated must be brought into compliance with the building and life safety codes unless the renovation adversely impacts the existing life safety systems of the building.

REPORTING YEAR

Summer Semester through Spring Semester of the following year.

RACE/ETHNICITY

Categories used to describe groups to which individuals belong, identify with, or belong in the eyes of the community. The categories do not denote scientific definitions of anthropological origins. They are used to categorize U.S. citizens, resident aliens, and other eligible non-citizens.

RACE/ETHNICITY CATEGORIES

Methodology for reporting race/ethnicity was required by the U.S. Department of Education (https://nces.ed.gov/ipeds/news_room/ana_Changes_to_10_25_2007_169.asp). United States citizens and resident aliens are asked to first designate ethnicity as: Hispanic or Latino or Not Hispanic or Latino. Second, individuals are asked to indicate one or more races that apply among the following: American Indian or Alaska Native, Asian, Black or African American, Native Hawaiian or Other Pacific Islander, or White.

SEMESTER RANGES

Fall term – August through December; Spring term – January through April; Summer term – May through July.

STUDENT FEES

Any campus-wide fee assessed against students by an institution of higher education the revenues from which are used for academic or nonacademic purposes.

STUDENT SEMESTER HOURS (SSH)

A measure which is equal to the product of the number of students enrolled in a course section times the number of credit hours in Advanced and Professional, Postsecondary Vocational, Development Education, and Educational Preparatory Institute courses. Student Semester Hours for which the College receives funding by the state are called Fundable Student Semester Hours (SSH). Not all SSH are fundable for instance, credit hours produced by some fee waivers and by students enrolled for audit are not state fundable. Lower Level SCH: Hours generated by courses numbered between 1000 and 2999. Upper Level SCH: Hours generated by courses numbered between 3000 and 4999.

STUDENT SERVICES

Services provided by the college to assist and support students, in areas of admissions, advisement and counseling, registration, financial aid, support services for handicapped students, student government association, student activities and organizations, career advising, job placement services, and oversight of awards, programs and graduation exercises.

TECHNOLOGY FEE

Each Florida College System institution board of trustees is authorized to establish a separate fee for technology, which may not exceed 5 percent of tuition per credit hour or credit-hour equivalent. Revenues generated from the technology fee shall be used to enhance instructional technology resources for students and faculty. The technology fee may apply to both college credit and college-preparatory instruction and shall not be included in any award under the Florida Bright Futures Scholarship Program. Fifty percent of technology fee revenues may be pledged by a Florida College System institution board of trustees as a dedicated revenue source for the repayment of debt, including lease- purchase agreements, not to exceed the useful life of the asset being financed. Revenues generated from the technology fee may not be bonded.

TUITION

The basic fee charged to a student for instruction provided by a public postsecondary educational institution in this state. A charge for any other purpose shall not be included within this fee.

UNDECLARED

Student who has been admitted to the college but is not in a specific program of study.

VOCATIONAL CREDIT CERTIFICATE

Vocational credit program in technical/professional area designed to prepare students for a specific occupation; usually less than a year

NORTHWEST FLORIDA STATE COLLEGE

Northwest Florida State College is dedicated to the concepts of equity and equal opportunity. It is the specific intention of the college not to discriminate on the basis of age, color, ethnicity, disability, marital status, national origin, race, religion, genetic information, or gender, in its employment practices or in the admission and treatment of students in its programs or activities.

Niceville Campus

100 College Boulevard
Niceville, FL 32578
Telephone: (850) 678-5111

Chautauqua Center

908 U. S. Highway 90 West
DeFuniak Springs, FL 32433
Telephone: (850) 200-4100 or (850) 892-8100

Eglin Air Force Base Center

Education Services Bldg. 251
Room 127, AD/DPE
Eglin Air Force Base, FL 32542
Telephone: (850) 200-4180 or (850) 678-1717

Fort Walton Beach Campus

1170 Martin Luther King Jr. Blvd.
Fort Walton Beach, FL 32547
Telephone: (850) 863-6500

Hurlburt Field Center

Education Services Building 90220
221 Lukasik Avenue
Hurlburt Field, FL 32544
Telephone: (850) 200-4190 or (850) 884-6296

Robert L. F. Sikes Education Center

805 E. James Lee Boulevard
Crestview, FL 32539
Telephone: (850) 689-7911 or (850) 729-5346

South Walton Center

109 Greenway Trail
Santa Rosa Beach, FL 32459
Telephone: (850) 267-2888

100 College Boulevard
Niceville, FL 32578

(850)678-5111
www.nwfsc.edu