


# Summarizing

Using Your Own Words...



# Summarizing

## Why do it?




### Comprehension:

- To reduce information to essential ideas in order to:
  - Understand and learn important information

### Communication:


- To reduce information to essential ideas in order to:
  - Expand the breadth or depth of your writing






# The Process...

Using the "MIDAS Touch!"





**M** Main idea:

Identify main idea from TOPIC SENTENCE (if there is one) or use BASIC SIGNAL WORDS

**I** Identify SUPPORTING DETAILS

**D** Disregard unimportant information


**A** Analyze redundant information

**S** Simplify, categorize, and label important information




# Establishing a focus...

- The main idea is the most important information or concept in a text or statement.
- Sometimes the main idea is explicit; sometimes it is implied.
- Not all information is equal: some of it clearly is more important than the rest.



Templeton, 1997

# Using basic signal words...



**WHO?**  
(subject)

**WHAT?**  
(action)

**WHERE?**  
(location)

**WHEN?**  
(time)

**WHY?**  
(reason)

**HOW?**  
(process)





Main Idea

Supporting  
Detail

Supporting  
Detail

Supporting  
Detail



# Topic Sentences...



The **TOPIC SENTENCE** is usually the first sentence of the paragraph. It gives the reader an idea of what the paragraph is going to be about.






## Topic Sentences cont.

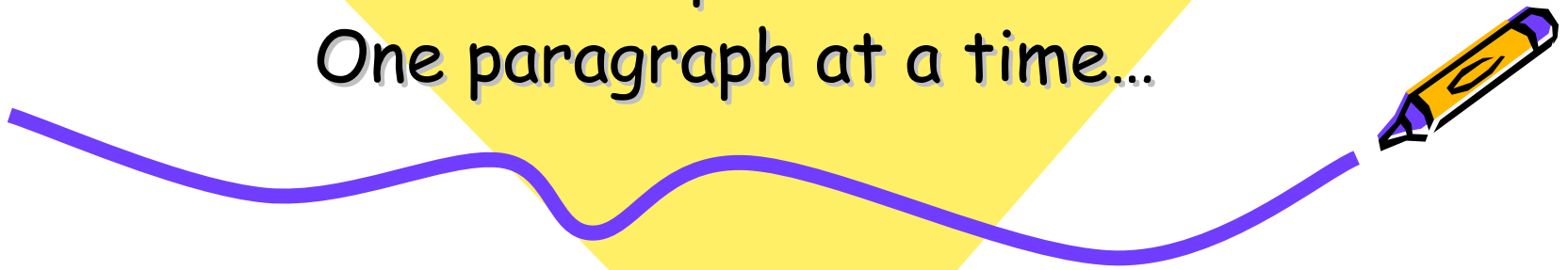
- However, the **TOPIC SENTENCE** may not always be so clearly stated, and it can come in the middle or end of a paragraph, not just its beginning.
- Regardless, all **TOPIC SENTENCES** are supported by sentences that give details to develop the **MAIN IDEA**.





# Summarizing

Let's practice  
One paragraph at a time...



# Example paragraphs...

A tornado is a powerful, twisting windstorm. It begins high in the air, among the winds of a giant storm cloud. People who have watched a tornado's howling winds reach down from the sky have said it's the most frightening thing they have ever seen. In some parts of the United States, these windstorms are called twisters or cyclones.



# Main idea and supporting details




**Tornado is  
powerful, twisting  
windstorm**


**Part of giant  
storm cloud**

**Frightening**

**Also called  
twister  
or cyclone**



# Sentence Summary...



Tornadoes are frightening, powerful, twisting windstorms sometimes called twisters or cyclones that start in giant storm clouds.



# Tornadoes cont...

Tornadoes are not the only whirling windstorms that move through the earth's air. Dust devils, hurricanes and typhoons all have twisting winds. But these windstorms differ from tornadoes in important ways.



# Main idea and supporting details



Dust devils, hurricanes,  
and typhoons have  
twisting winds

Whirling windstorms

Differ from tornadoes



# Sentence Summary...



Dust devils, hurricanes and typhoons also have twisting winds, but they are different from tornadoes.






# Tornadoes cont...

Dust devils are the weakest of the swirling windstorms. Their winds usually spin between 12 and 30 miles per hour. Most dust devils are less than five feet across, and few last more than a minute or two. They are often seen in the desert under clear skies. Dust devils form near ground when certain kinds of winds make hot, rising air start to spin.



# Main idea and supporting details



Dust devils are  
weakest of  
swirling windstorms

Less than 30 mph


Five ft. across

Last minute or two




# Sentence summary...


Compared to other wind storms, dust devils are the weakest and least severe.



Hurricanes and typhoons are the largest of the swirling windstorms. The winds of these storms blow about 75 to 150 miles per hour. They form over warm, tropical oceans and cause heavy rains as well as strong winds. When a tropical storm like this begins over the Atlantic Ocean or the eastern Pacific Ocean, it is called a hurricane. The same kind of storm in the western Pacific Ocean or Indian Ocean is called a typhoon. Hurricanes and typhoons may be several hundred miles wide, travel thousands of miles and last for days.



# Main idea and supporting details



Hurricanes and typhoons are largest


Winds of 75-150 mph

Several hundred miles wide

Travel thousands of miles, last for days



# Sentence Summary...



In contrast, hurricanes and typhoons are the largest windstorms since they may be hundreds of miles wide, travel very fast for thousands of miles and can last for days.





Tornadoes are not as large as hurricanes and typhoons and they don't travel as far. In fact, many tornadoes last only a few minutes. But the spinning winds of a tornado can rip through the air at up to 300 miles per hour. The winds of a large tornado are the fastest, most dangerous winds on earth.



# Main idea and supporting details



Winds of large  
tornado are  
fastest, most dangerous  
winds on earth


Last few minutes

300 mph





# Sentence Summary...



The bottom line is this:

although they are not as large as hurricanes and typhoons, tornadoes are the fastest, most dangerous windstorms.






# Summarizing, Paraphrasing, and Quoting

The Writing Connection...



# Summarizing, Paraphrasing, and Quoting



- You can borrow from the works of other writers as you research.
- As a good writer, you should summarize, paraphrase and quote to blend source materials in with your own.
- But you should make sure your own voice is heard!



# Quotations...




Use quotations when:

- You want to add the power of an author's words to support your argument
- You want to disagree with an author's argument
- You would to highlight powerful phrases or passages
- You are comparing and contrasting specific points of view
- You want to note the important research that precedes your own



# Paraphrasing...




Paraphrase when:

- You plan to use information on your note cards and wish to avoid plagiarizing
- You want to avoid overusing quotations
- You want to use your own voice to present information



# Summarizing



Summarize when:

- You want to establish background or offer an overview of a topic
- You want to describe common knowledge (from several sources) about a topic
- You want to determine the main ideas of a single source



# Resources

Purdue Online Writing Lab:

<http://owl.english.purdue.edu/>

Summarizing, Paraphrasing, and Quoting:

<http://mciu.org/~spjvweb/sumparquo.html>

English Language Center Study Zone:

<http://web2.uvcs.uvic.ca/elc/studyzone/410/reading/index.htm>

