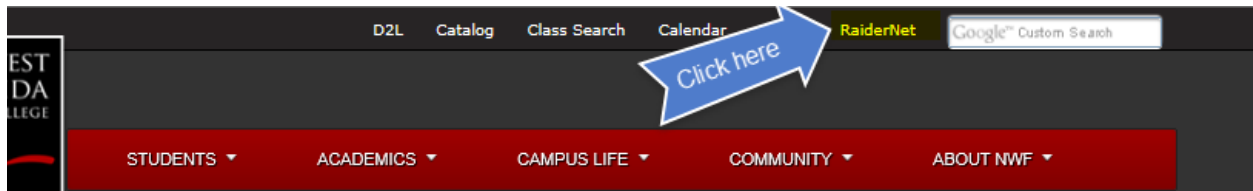



Instructions for completing the Online Information Session and Quiz for the Fall 2016 NWFSC Nursing Programs:

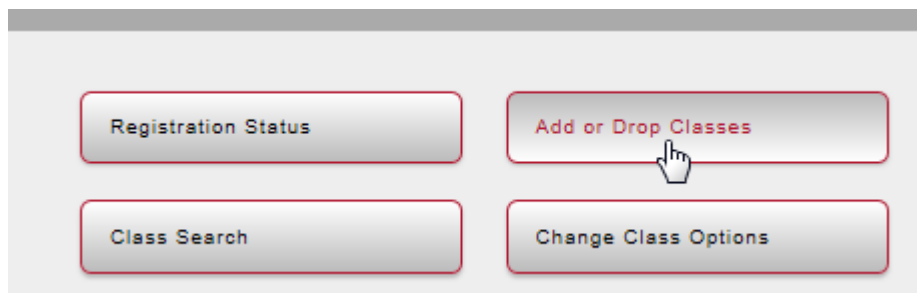
1. Before you complete the Online Information Session and Quiz, you must have a NWFSC student logon. You are assigned this once you have been admitted to the college.
2. To complete the Online Information Session, you will register for a non-credit course in order to access the video and quiz.
3. To register for the course, go to www.nwfsc.edu, and Click on RaiderNet at the top of the page.



4. Logon with your NWFSC User Name and Password, click on the Student tab



5. Then Add/Drop Classes



6. Add **21418** as a course CRN

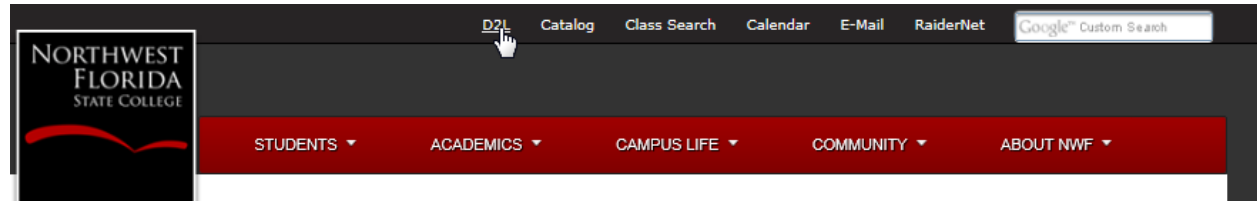
Add Classes Worksheet

CRNs

7. You should now be registered for Nursing Assessment

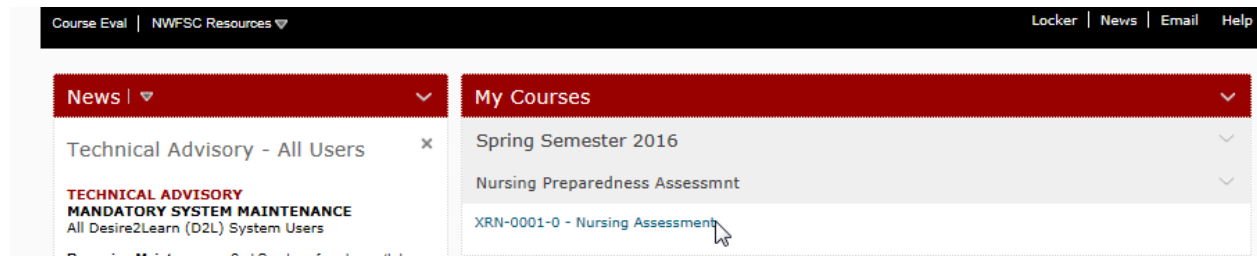
Status	Action	CRN	Subj	Crse	Sec	Level	Cred	Grade Mode	Title
Registered in Person on Jan 08, 2016		21418	XRN	0001	0	Non-Credit	0.000	No Grade	Nursing Assessment

8. Next step is signing on to D2L to access the video and quiz. From the college main page, select D2L at the top of the page.



9. Logon with your college user id and password. Your user id is the first part of your college email address before the @nwfsc.edu. For example, if your email address is raiderj@nwfsc.edu, your user id is raiderj.

10. If you successfully registered for the course, you will see the course listed. Click on the course to watch the video and take the quiz.



11. You can now logon to your nursing application, and input your points on your application for the score from the Nursing Program Information Session Quiz, a maximum of 10 points.

What was your score from the Nursing Program Information Session Quiz?
