


A REPORT ON THE MEASURES OF INSTITUTIONAL EFFECTIVENESS FOR 2007-2008

November 2008



Northwest Florida State College Board of Trustees



Elizabeth S. Campbell

Joseph W. Henderson

Brian S. Pennington

Dale E. Rice, Jr.

Sandy Sims

Vercell Vance

Esteena "Teena" K. Wells

Wesley Wilkerson

James R. (Bob) Richburg
President and Corporate Secretary

Preface

Report on Measures of Institutional Effectiveness

Purpose, Goals and Objectives

Northwest Florida State College operates with a mission statement and goals that express the philosophy, direction and orientation of the college. The goals of the college are an outgrowth of the purpose statement and reflect the different constituencies to be served and the manner in which the purpose statement will be implemented. The purpose statement and goals are developed in a broad-based constituent process and are periodically reviewed to reflect the changing needs of the community. The current mission and goals were approved by the District Board of Trustees in November 2003.

Mission Statement



The mission of Northwest Florida State College is to provide quality educational programs and services which enable students to achieve their goals and which enhance the community through academic, vocational, cultural, economic, and personal development opportunities.

Goals

- # To provide an environment that promotes equity and access to college programs for all members of the community.
- # To provide student services and activities that enhance student success.
- # To provide courses leading to approved associate and baccalaureate degrees.
- # To provide certificate and degree programs that prepare students for employment and careers in the public and private sectors.
- # To provide leadership and support for the economic and workforce development of Okaloosa and Walton counties.

Goals (Cont'd)

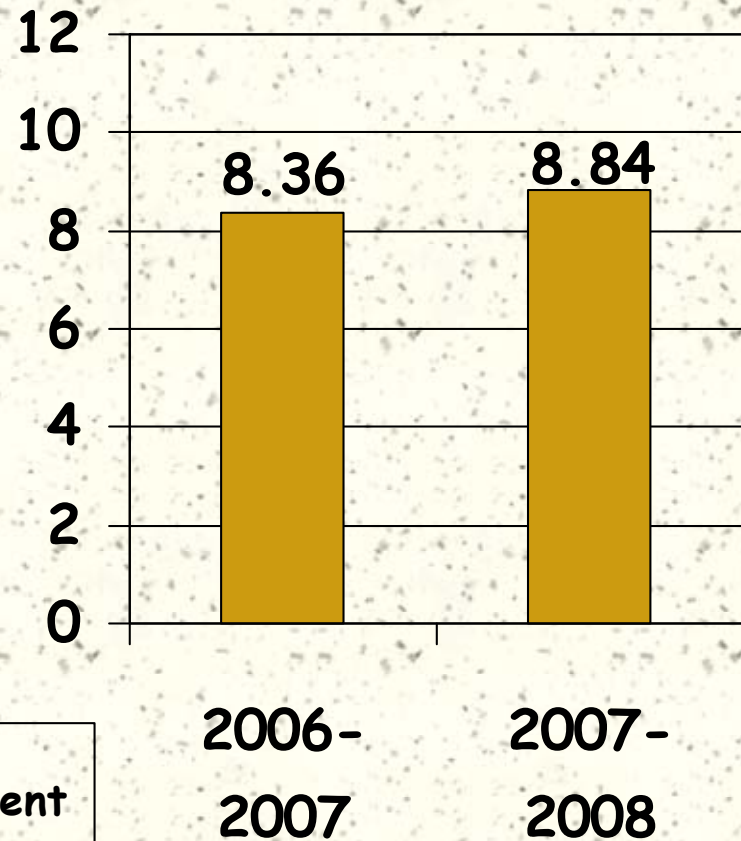
- # To provide college preparatory and basic skills instruction, literacy programs, English for speakers of other languages (ESOL), adult secondary education, and vocational preparatory instruction.
- # To provide social, cultural, and co-curricular opportunities in Okaloosa and Walton counties.
- # To provide a variety of opportunities for continuing education and distance learning opportunities.
- # To promote understanding, application, and use of technology.

Institutional Effectiveness

These Measures of Institutional Effectiveness were originally developed for the goal areas of the institution by the standing committees of the college. Following the college-wide review of the mission and goals statement during 2005-06, the College-wide Council, in conjunction with other college groups, revised the measures to reflect the updated college mission and goals. There is at least one measure to address each segment of the mission statement and each college goal. The revised measures were implemented for the 2005-06 report.

Measure 1

The annual percentage of college district population that enrolls at NWFSC should meet or exceed that of the previous year.



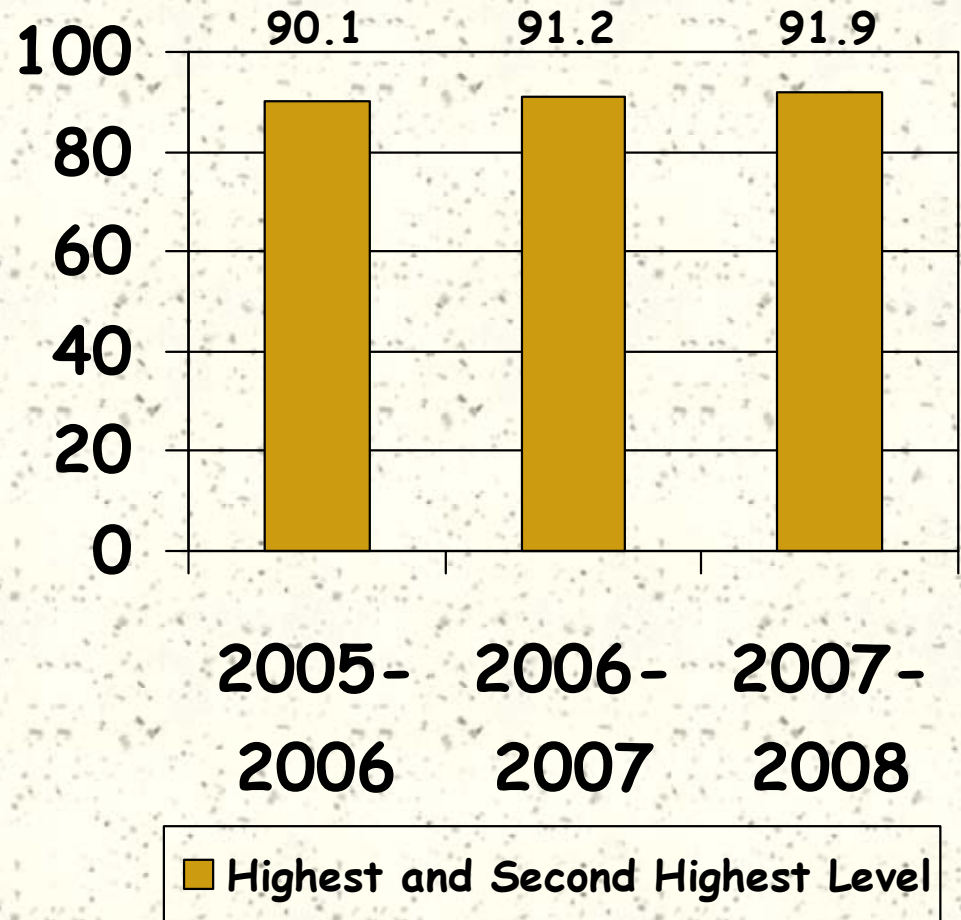
Measure 2

- # College enrollment should reflect the demographic characteristics of the college district.

	DISTRICT	COLLEGE
White	86.65%	77.18%
Black	8.20%	9.59%
Other	6.95%	13.20%

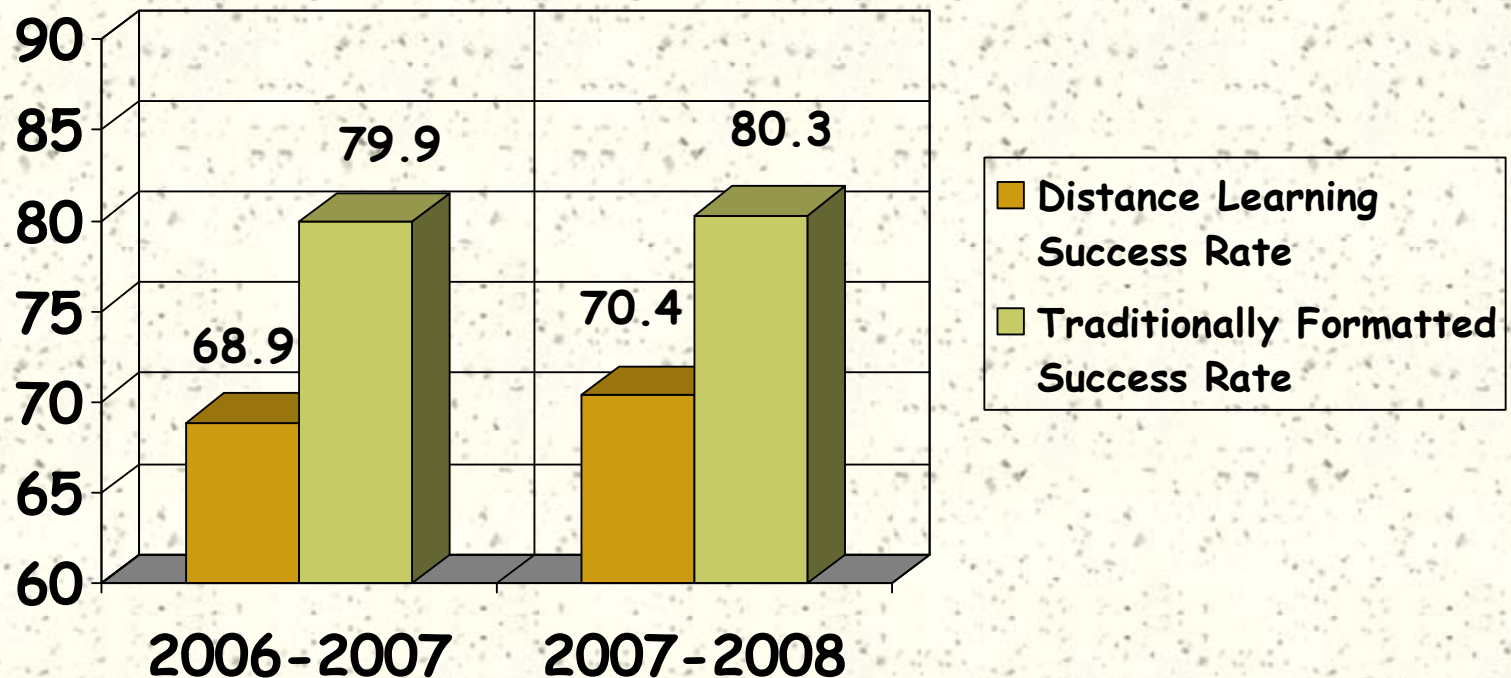
Measure 3

- # Student satisfaction rates regarding the quality of classroom instruction should meet or exceed those of the previous year.



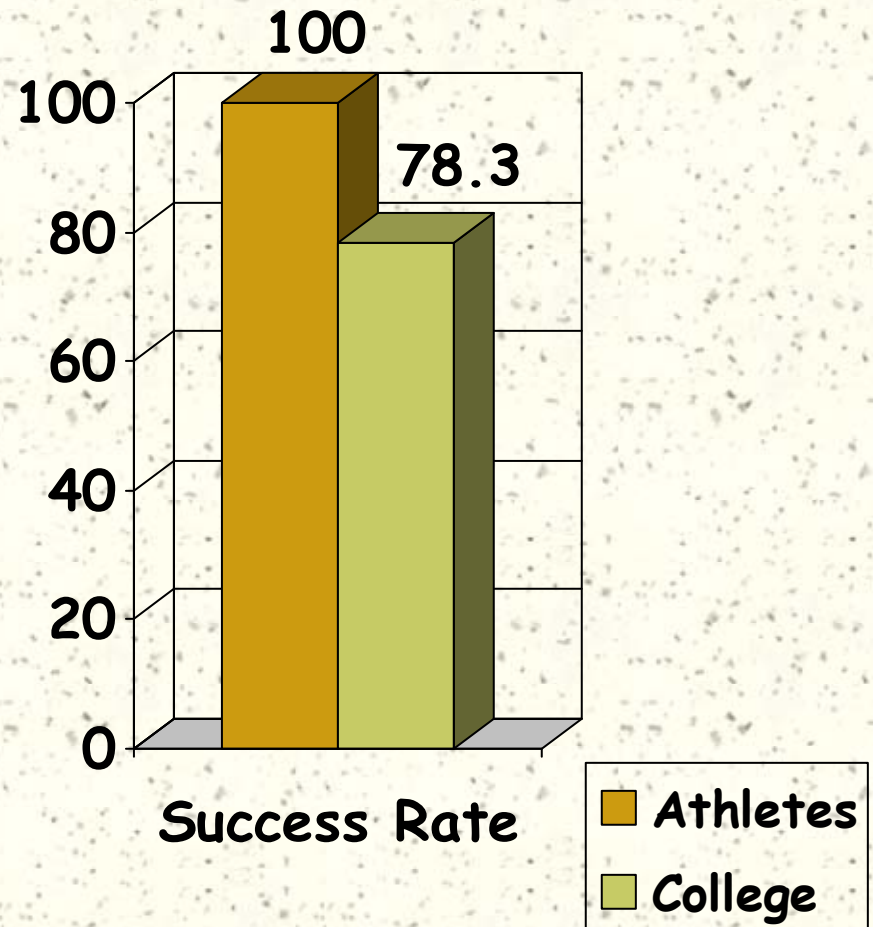
Measure 4

- # Student success rates in distance learning classes should meet or exceed the student success rates in traditionally formatted classes.



Measure 5

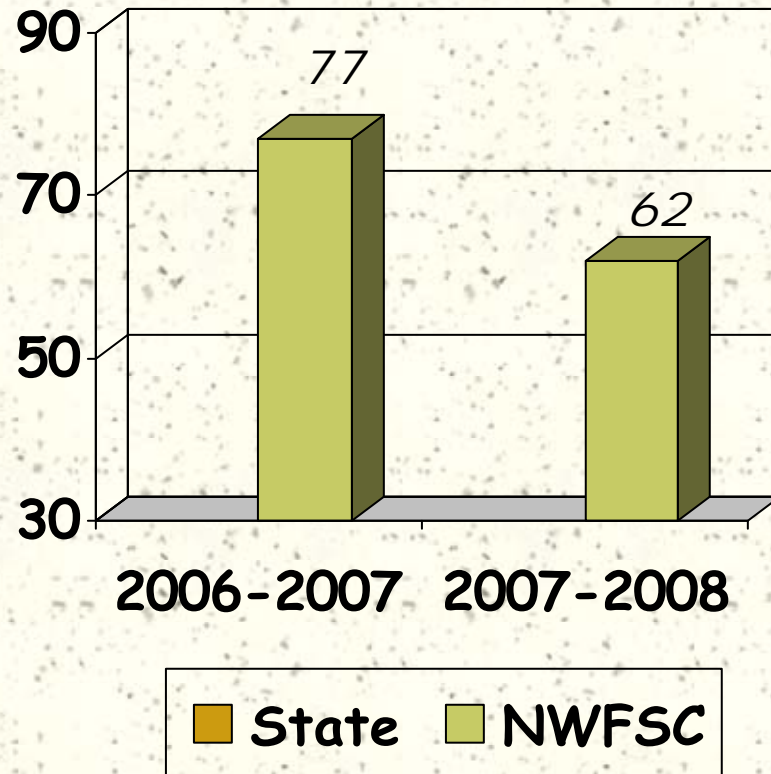
- # A.A. and A.S. Success rates for NWFSC intercollegiate athletic team members should meet or exceed the overall college A.A. and A.S. Success rates.



Measure 6

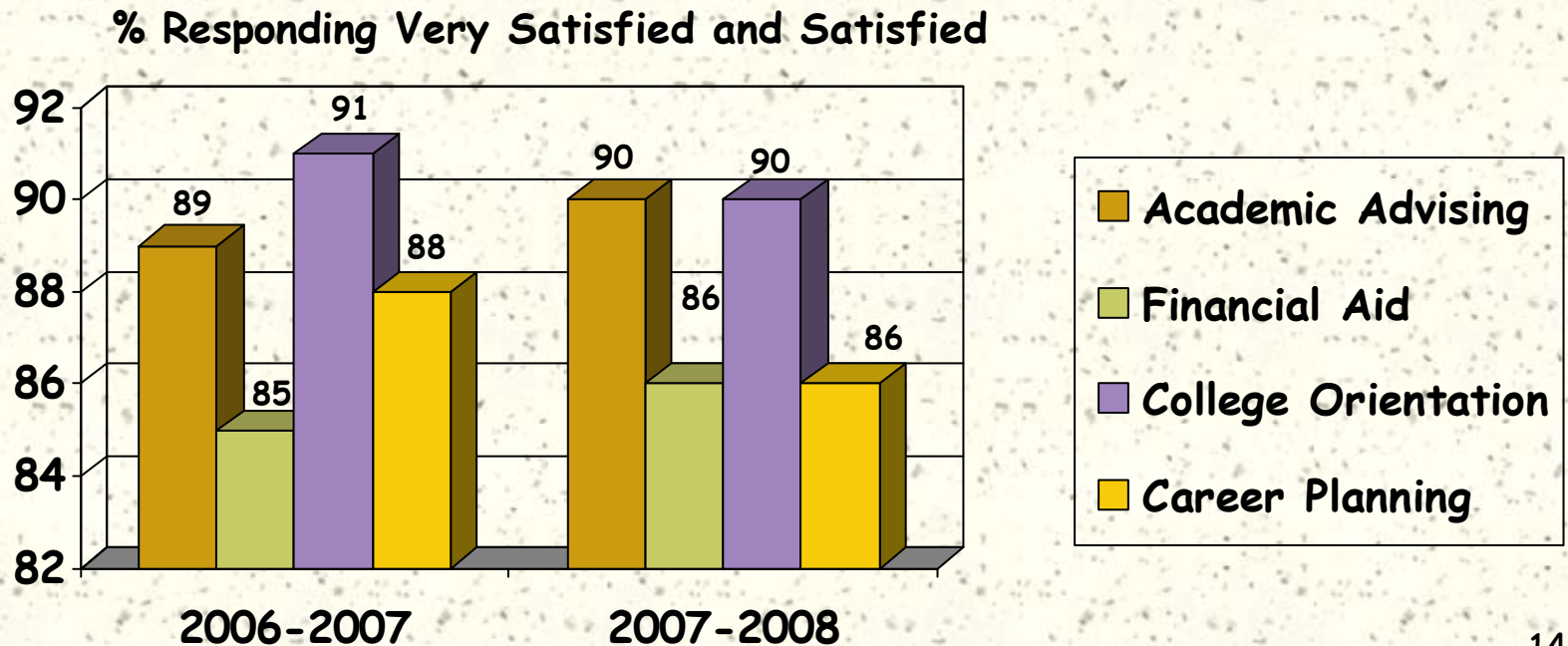
The percentage of GED students who obtain a GED or secondary school diploma should meet or exceed the statewide average for Florida Community Colleges.

❖ State data not available.



Measure 7

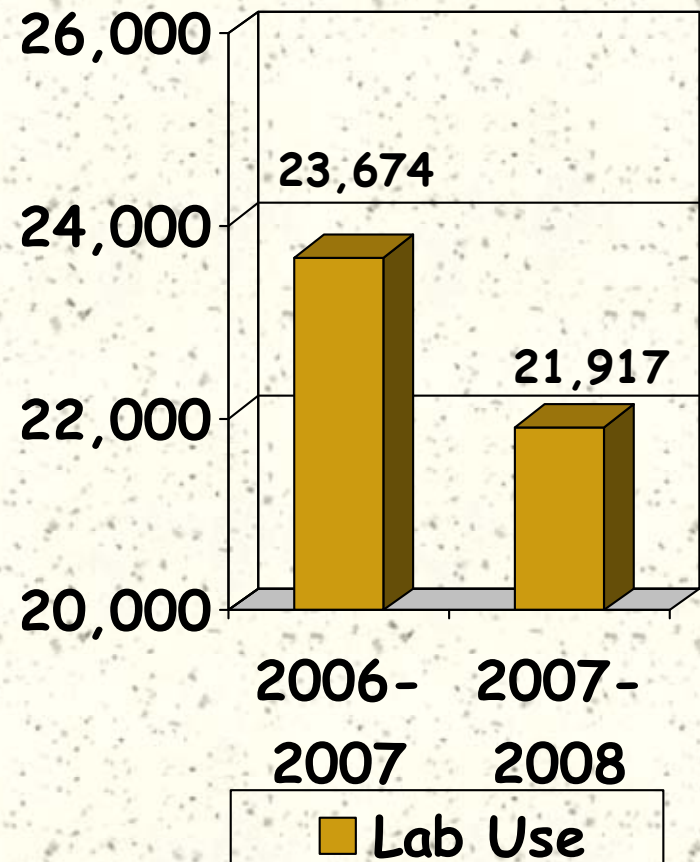
- Student satisfaction rates regarding the quality of the enrollment services functions should meet or exceed those of the previous year.



Measure 8

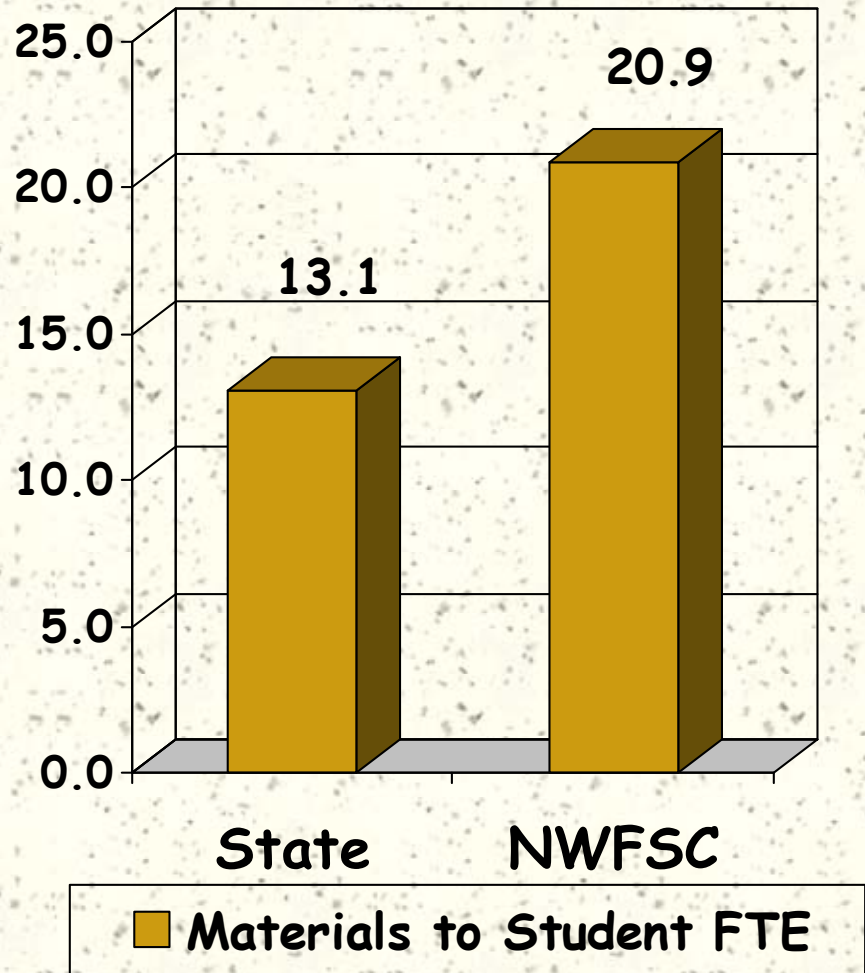
- # The annual number of students served by the open-access computer labs should meet or exceed that of the previous year.

Duplicated headcount



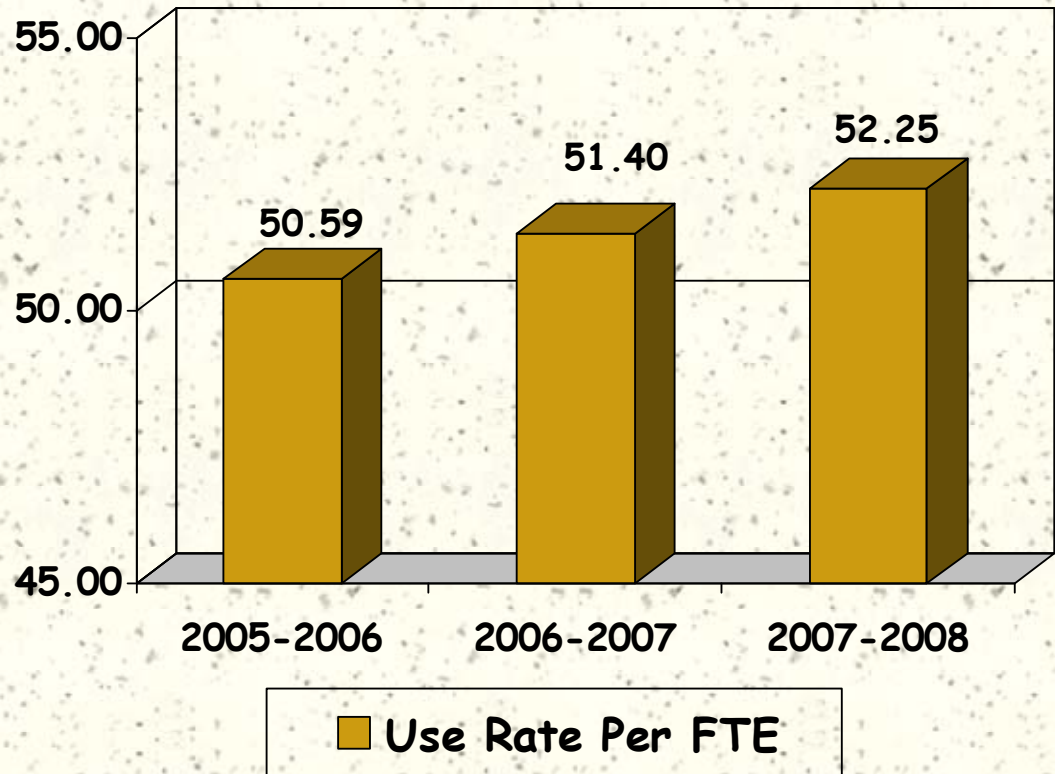
Measure 9

- # The ratio of LRC materials to Student FTE should meet or exceed the statewide ratio of library materials to Student FTE.



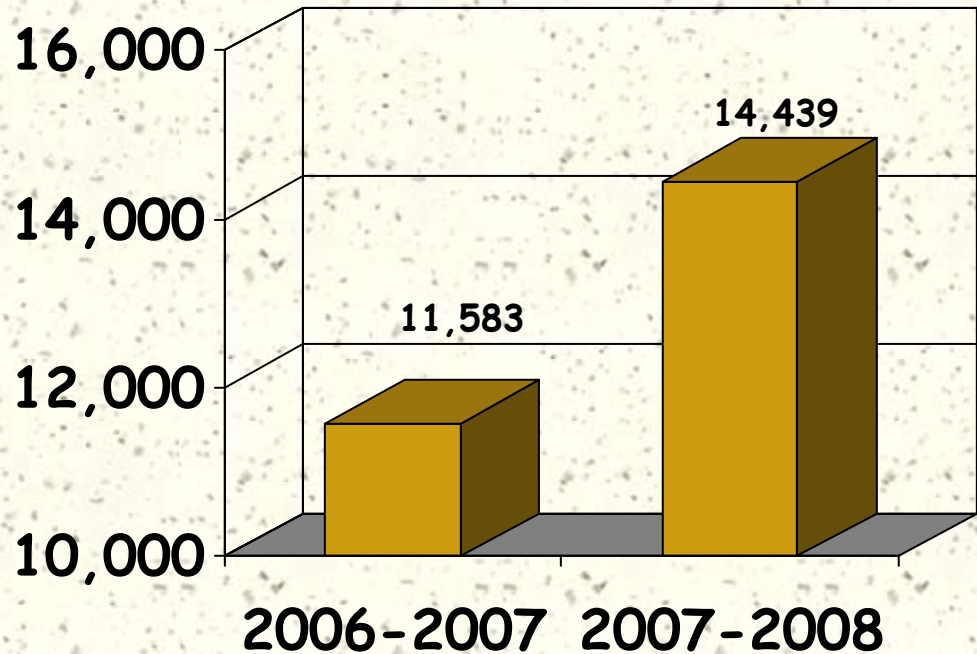
Measure 10

The use of LRC services and collections per Student FTE should meet or exceed the use rate of the previous year.



Measure 11

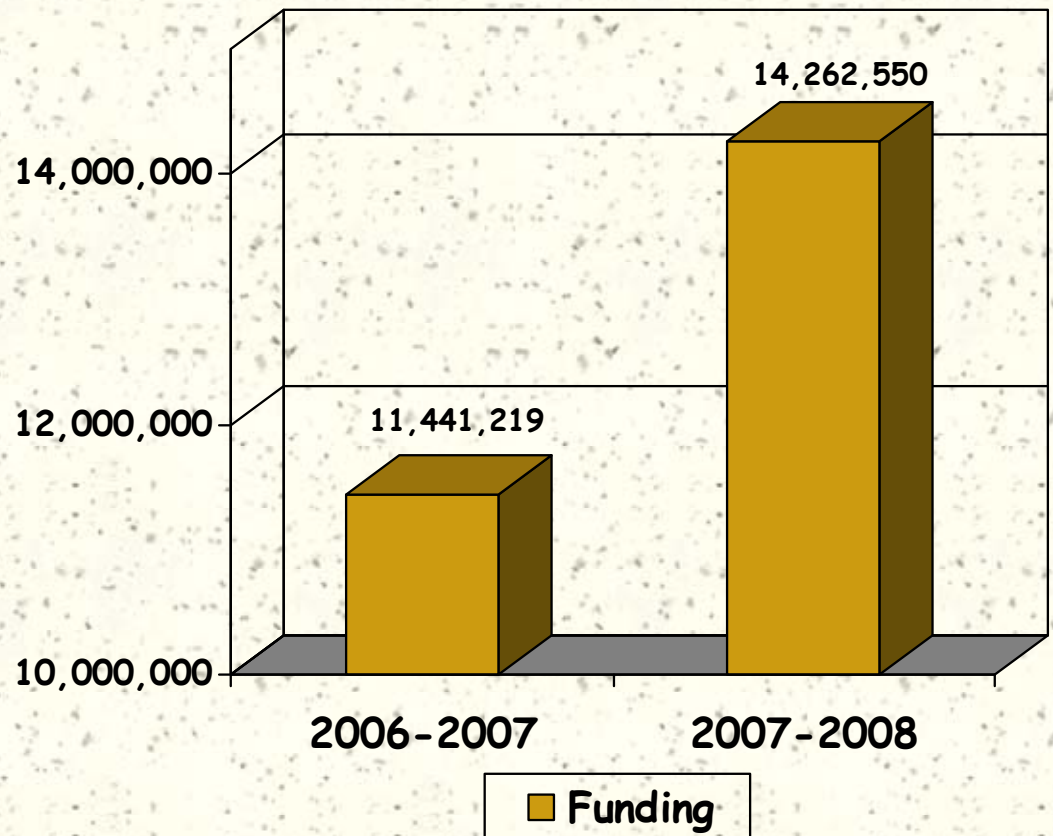
The number of students receiving one or more forms of financial aid should meet or exceed that of the previous year.



Students

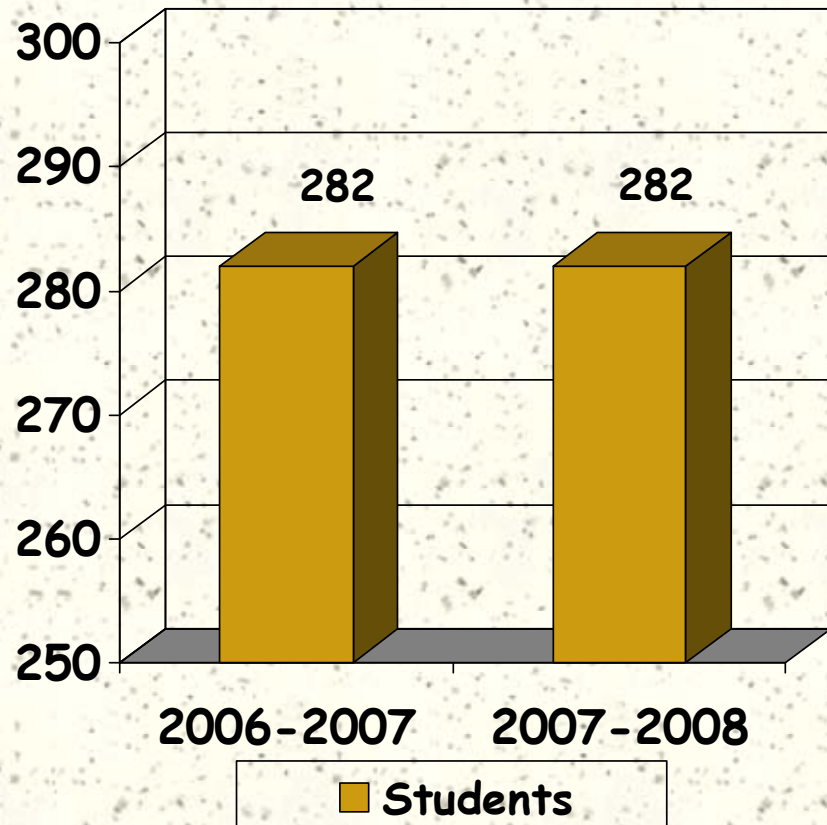
Measure 12

- # The total annual funding awarded in financial aid programs should meet or exceed that of the previous year.



Measure 13

The annual number of students ineligible for financial aid due to academic standards of progress should be equal to or less than that of the previous year.



Measure 14

- # The grade point average of students receiving scholarships to NWFSC should meet or exceed that of the previous year.

	2006-2007	2007-2008
GPA		
0.00-1.99	110	1,110
2.00-2.99	510	554
3.00-4.00	758	813

Measure 15

- # The annual number of students participating in co-curricular activities should meet or exceed that of the previous year.

Student Participation	2006-2007	2007-2008
Organizations & Clubs	1,305	1,518
Recreation & Sports Activities	383	398
Social/Service Activities	6,512	6,593
Cultural Activities/ Theatrical Performances	730	742
Total	8,930	9,251

Measure 16

- # The annual combined audience for the NWFSC Arts Center public events (e.g. Broadway Series, Children's Series and Student Productions) should meet or exceed that of the previous year.

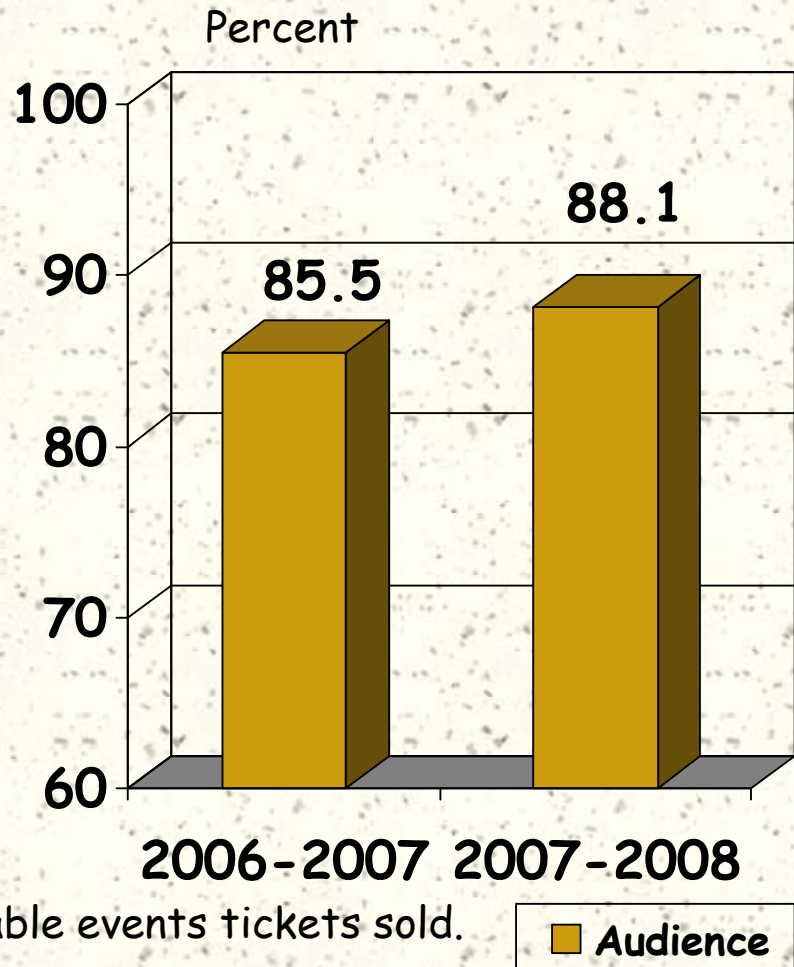


Chart shows percentages of available events tickets sold.

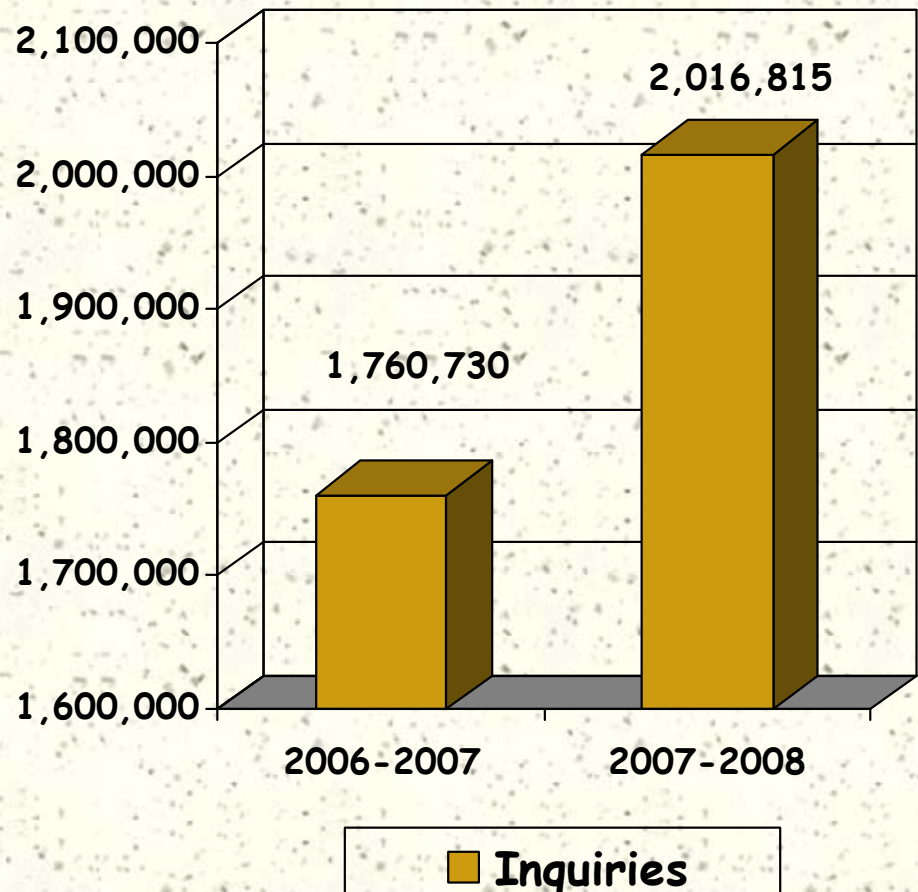
Measure 17

The percentages of Blacks, other minorities and females employed by the college in instruction, administration, and other professional positions should parallel the characteristics of the college district.

	Faculty	Admin./ Super. & Other Prof.
Black		
OWC	6.67	6.90
District	6.37	6.37
Other Minority		
OWC	5.56	1.72
District	9.75	9.75
Female		
OWC	58.89	55.17
District	48.80	48.80

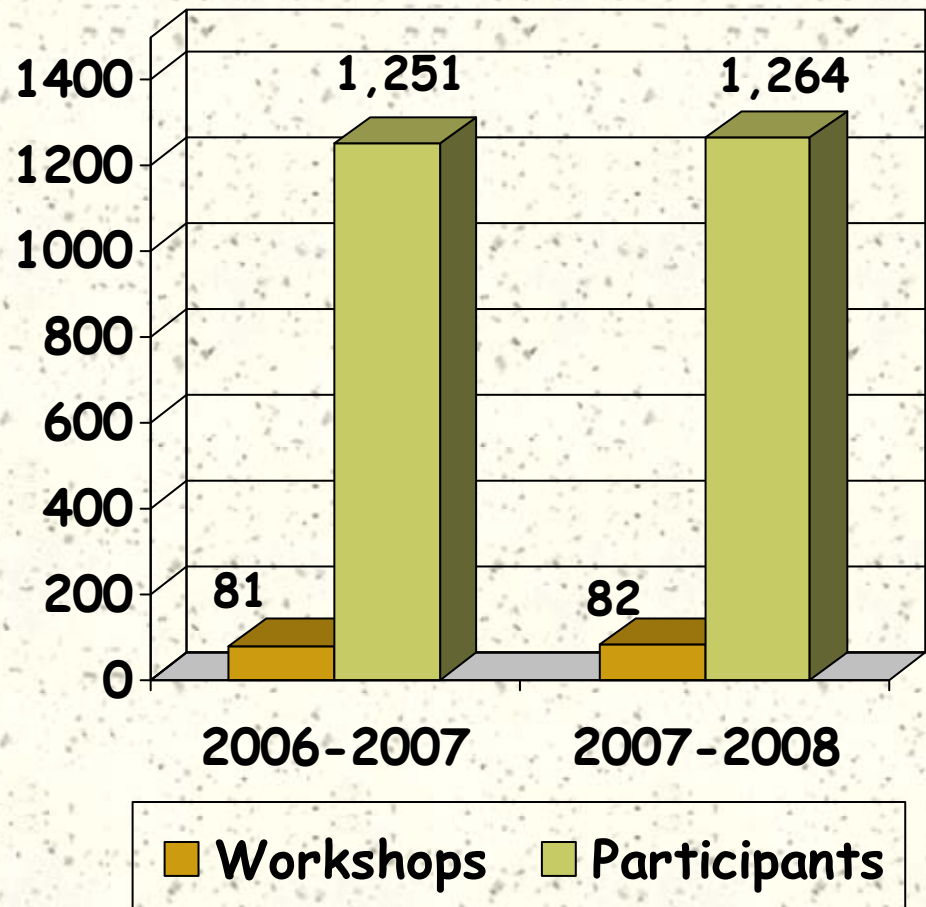
Measure 18

The annual number of external inquiries to the NWFSC Web Site should meet or exceed that of the previous year.



Measure 19

- # The number of business and industry workshops, classes and professional development activities should meet or exceed that of the previous year.



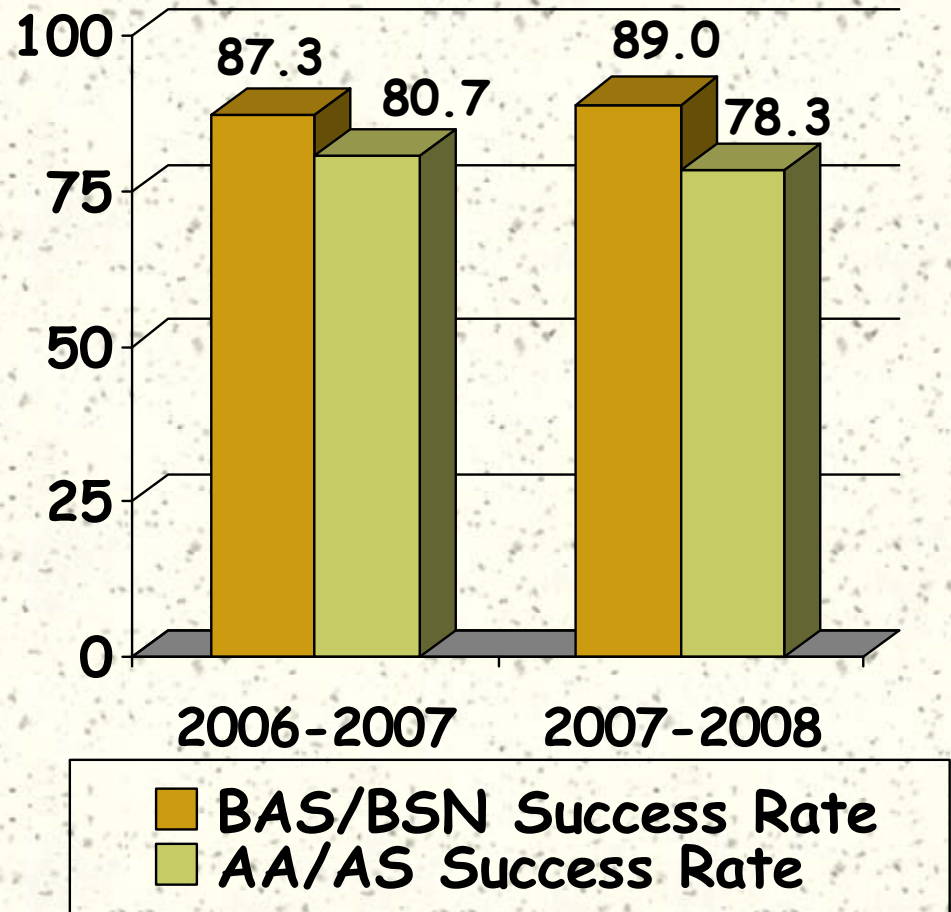
Measure 20

- # The NWFSC Collegiate High School should meet or exceed the statewide standards for an A+ school under the Florida Educational Accountability Plan.

2005-2006	2006-2007	2007-2008
CHS School Grade		
A	A	A

Measure 21

- # The success rates for NWFSC baccalaureate programs should meet or exceed those of the NWFSC associate degree programs.



Measure 22

- # NWFSC performance on the statewide Accountability Outcomes Measures should meet or exceed annual state level accountability benchmarks.

Information on the five areas of accountability outcomes as defined for community colleges by the State of Florida is contained in the separate Accountability Outcomes Report.