

Mind Mapping

Webs

Concept maps

Think links



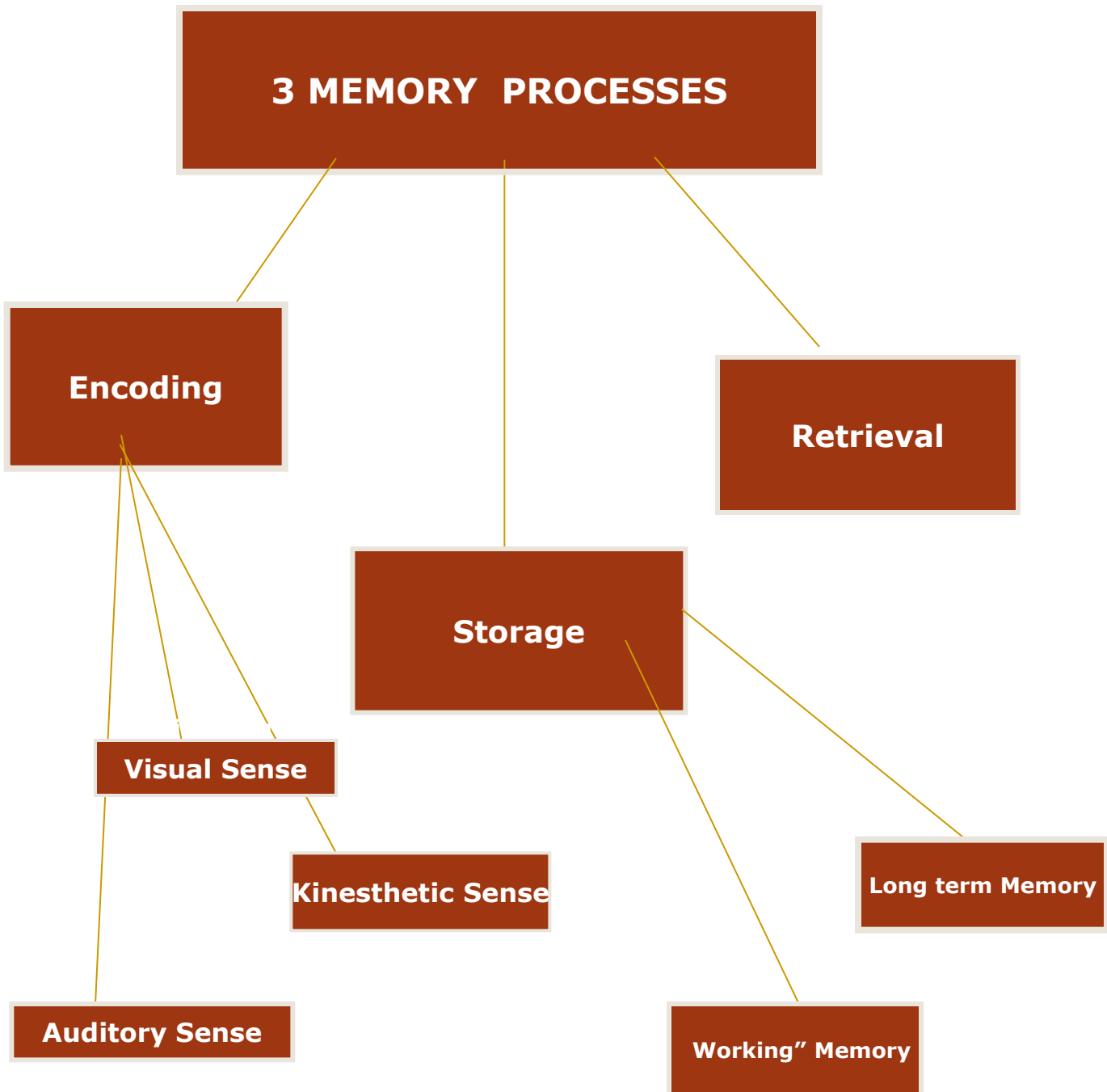
Reading • to • Learn

Northwest Florida State College
Quality Enhancement Plan

What are mind maps?

- Mind maps (also called concept maps) are a type of graphic organizer that is especially meaningful as a reading strategy
- They help readers link concepts together, leading to a better understanding of the subject
- They show relationships among various concepts

Sample mind map

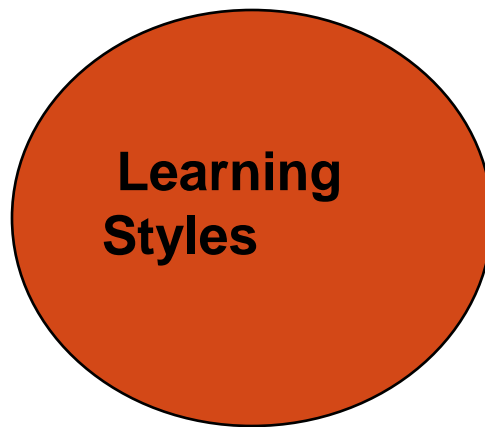


Mind Mapping

- Mind Maps are useful for
 - Summarizing information
 - Consolidating information from different research sources
 - Thinking through complex problems
 - Presenting information in a format that shows the overall structure of your subject

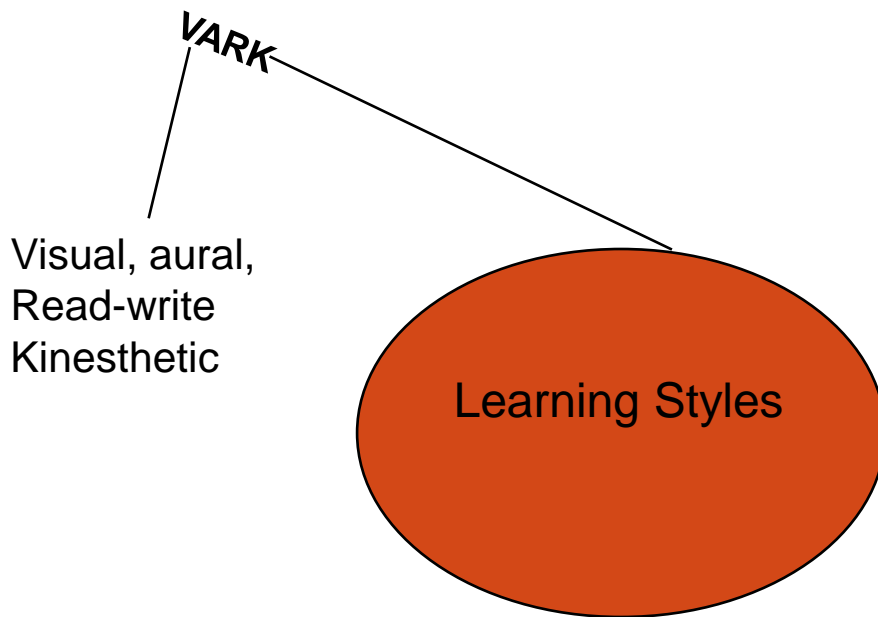
Steps Involved

- To make notes on a subject using a Mind Map, draw it in the following way:
- Write the title of the subject you're exploring in the center of the page, and draw a circle around it.



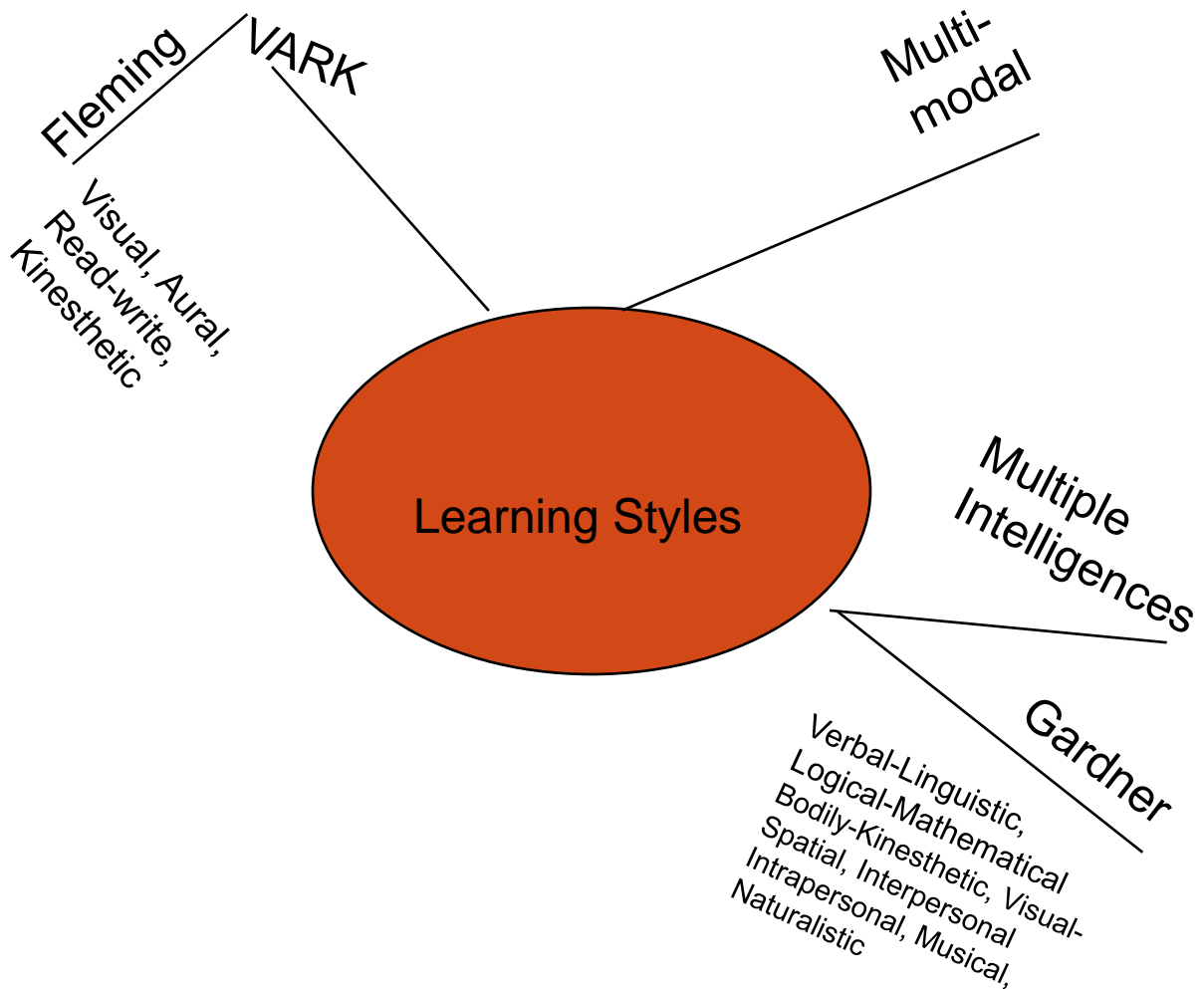
STEPS

As you come across major subdivisions or subheadings of the topic (or important facts that relate to the subject) draw lines out from this circle. Label these lines with these subdivisions or subheadings.



STEPS

As you "burrow" into the subject and uncover another level of information (further subheadings, or individual facts) belonging to the subheadings above, draw these as lines linked to the subheading lines.



STEPS

- Improving your Mind Maps:
- Once you understand how to make notes in the Mind Map format, you can develop your own conventions to take them further. The following suggestions may help to increase their effectiveness:

.

STEPS

- *Use single words or simple phrases for information:*
 - Most words in normal writing are padding. They convey facts in the correct context, and in a format that is pleasant to read. In your own Mind Maps, single strong words and meaningful phrases can convey the same meaning more potently. Excess words just clutter the Mind Map.

STEPS

- . *Print words:* Joined up or indistinct writing can be more difficult to read.

Use color to separate different ideas: This will help you to separate ideas where necessary. It also makes your Mind Map easier to remember. Color also helps to show the organization of the subject.

.

STEPS

- *Use symbols and images:*
- Where a symbol or picture means something to you, use it. Pictures can help you to remember information.



STEPS

. *Using cross-linkages:*

Information in one part of the Mind Map may relate to another part. Here you can draw in lines to show the cross-linkages. This helps you to see how one part of the subject connects with another.

InterLearning -
Educate yourself in
effective learning methods!

Learn faster
with less effort!

double click here to access

• InterLearning.com



find the way of note taking
which is best for you and
fits to your needs

7. Summary

in each class

practice it

every day



actively within 24 hours

actively

reciting

reducing

reflecting

reviewing

6. How and

When to Review

blank page

use keywords

main concept in center

lines radiate out w/ support

use graphics to emphasize notes

highlight box

• use colors



7 Steps to Better Notes

1. Principles

use loose leaf binder

one side of page

positive attitude

takes time to learn

each individual different

write small

top of page

Date

Project

2. Skills and Techniques

use abbreviations

replace words w/ letters

use symbols

leave out vowels

systematize common words



3. Format

traditional

Cornell method

Cornell B - Rn

4. Visuals

time lines

concept trees

memory triggers

mnemonics

Mapping Activity:

Tips for effective mind mapping:

- Think in terms of one or two key words or symbols
- Consider how the key points are related



Reading • to • Learn

Northwest Florida State College
Quality Enhancement Plan