

NORTHWEST FLORIDA STATE COLLEGE



FALL

**ASSOCIATE DEGREE NURSING
PROGRAM**

**LPN to RN APPLICATION
PACKET**

NORTHWEST FLORIDA STATE COLLEGE
ASSOCIATE IN SCIENCE DEGREE – NURSING
FALL APPLICATION CHECKLIST – LPN to RN TRACK OF THE ASN
PROGRAM

TO BE ELIGIBLE FOR ADMISSION TO THE FALL NWFSC LPN TO RN TRACK OF THE ASN PROGRAM, YOU MUST:

- ☐ Apply to NWF State College if you are a new student or reapply if you have not taken classes within the last year. Select AA Associates of Arts -General as your Academic Plan. **(NOTE: Do NOT select BSN!)** If you already have an AA or bachelor's degree, you can select Non-DegreeSeeking.
- ☐ Watch the current online NWF State College Nursing Program Information Session, located on the Selective Program Admissions Page, by March 1. **(NOTE: You will not be eligible to apply if you do not complete the information session.)**
- ☐ Submit Nursing Program Application Form and Information Session Post-Test by March 1. To do this, please go to the link provided at the bottom of the application page. You will submit your completed Nursing Program Application page (found in this packet), your proof of military or certification (optional), and answer the 10 questions on the form provided by the link. **ALL APPLICATION MATERIALS WILL BE SUBMITTED THROUGH THIS LINK** **(NOTE: Applications will be accepted February 1 – March 1. Do NOT submit application materials before February 1).**
- ☐ If you are applying for the LPN to RN transition track, you must have an active, unencumbered Florida PN license to be eligible. Applicants who are currently enrolled in a Practical Nursing program may apply, and if accepted, be granted provisional admission provided they obtain licensure no later than the first day of Spring classes.
- ☐ Have a cumulative college Grade Point Average (GPA) of 2.50 or higher on a 4.00 scale
*The GPA is cumulative and include ALL lower division (100/1000 and 200/2000) level college credit courses from NWFSC and any previously attended institution. For students who have not earned graded non-developmental college hours at a regionally accredited institution, the high school GPA at the time of graduation or GED scores will be considered.
- ☐ Score 75% or higher on the HESI RN Fundamentals Exam by March 1. **(NOTE: You may take the HESI RN Fundamentals Exam up to two times between July 2 and March 1. (Scores from exams taken prior to July 2 will NOT be considered.)**
- ☐ Obtain PERT scores (or SAT/ACT scores) and complete all required college prep courses (if needed) by March 1. **IF YOU HAVE NOT COMPLETED COLLEGE LEVEL MATH AND ENGLISH COURSES, PERT SCORES ARE REQUIRED (unless you are exempt based on graduation from a FL high school in 2007 or later).** Check with a Student Success Navigator if you are unsure.
- ☐ Submit **official high school** transcript or GED diploma or score report to **NWFSC admissions office** **by March 1.** If you are currently taking classes at NWFSC, your transcripts will already be on file. If you are currently in high school, you must be 18 or older and have your diploma before the first day of Spring classes.
- ☐ Submit **official** transcripts from all other postsecondary institutions attended including CLEP, AP, IB transcripts to **NWFSC admissions office** **by March 1.** If you are currently taking classes at NWFSC, your transcripts will already be on file. Submit LPN program transcripts for later use.

Tanya Beauregard, Director of Nursing
Niceville Campus, Nursing Department
Building 420, Room 333
Email:
beauregt@nwfsc.edu
850-729-6400

Karin McKnight, Instructional Support Specialist
Niceville Campus, Nursing Department
Building 420, Room 333 Email:
mcknighk@nwfsc.edu
850-729-6400

**See a Student Success Navigator for
advising or guidance on the application
process:**

Call 850-678-5111

We strongly recommend that you do NOT self-advise!

**NORTHWEST FLORIDA STATE COLLEGE
ASN PROGRAM SELECTIVE ADMISSION PROCESS – FALL**

Pool of Eligible Applicants for FALL Admissions

1. Admitted to NWF State College
2. Completed and submit the Nursing Application by March 1.
3. Completed current online NWFSC Nursing Program Information Session & submitted Post-Test form by March 1.
4. Score 75% on each of the five components of Nursing Admission Assessment Exam (HESI A2) by March 1*
 - May take A2 Exam twice during application cycle (July 2 - March 1)
5. All final paperwork must be received by March 1:
 - College placement testing scores and all required prep courses completed
 - ALL transcripts (high school, other college/university, LPN program)
 - Cumulative college Grade Point Average (GPA) of 2.50 or higher on a 4.00 scale**

**The GPA is cumulative using lower-division coursework only. For students who have not earned graded non-developmental college hours at a regionally accredited institution, the high school GPA at the time of graduation or GED scores will be considered.
6. If applying for the LPN to RN bridge program, must have an active, unencumbered Florida PN license or be eligible for Florida PN

Selection Point System

All eligible applicants accepted unless the number exceeds the available slots, in which case the following Point System will be used to select students.

Item	Points
a. Successfully completed general education courses (grade of C or higher) taken at NWF State College (points based on number of credits completed for a maximum of 5 points) <div style="text-align: center;"> 20 or more credits: 5 points 15-19 credits: 4 points 10-14 credits: 3 points 5-9 credits: 2 points 1-4 credits: 1 point </div>	/ 5
b. Current Okaloosa or Walton County Residency March 1 <i>(subject to additional documentation upon request)</i>	/ 5
c. Viewed NWFSC Nursing Program Information Session and submitted post-test <i>(1 point awarded for each correct answer on quiz).</i>	/ 10
Highest points from HESI A2	Maximum of 25 points per section
Applicants must successfully complete the HESI Admission Exam for RN programs. A minimum score of 75% for <u>each</u> of the <u>five</u> components is required for eligibility. Points for scores above 75% are calculated by subtracting 75 points from the highest score for each section. For example, if the applicant scores 76% in Math, he is awarded 1 point for that section.	
d. Reading Comprehension_____ % (your score) – 75% =	/ 25
e. Grammar_____ % (your score) – 75% =	/ 25
f. Vocabulary_____ % (your score) – 75% =	/ 25
g. Math_____ % (your score) – 75% =	/ 25
h. Anatomy and Physiology_____ % (your score) – 75% =	/ 25
i. A current Health Certification (CNA, CMA, ECA, EMT, Pharmacy Tech., etc.) OR Military Service with honorable discharge: Proof of military service via DD Form 22, 22a, 256, 214 or 215	/ 5
TOTAL POINTS	Highest possible score 150 points / 150

The applicants with the highest point totals are admitted first. If there is a tie among point totals prior to reaching program capacity, the following formula will be used to determine selection:
(Cumulative score on Admission Assessment Exam) + (GPA X 25) = points

**GPA and acceptance of transfer work is determined based on policies published in the current NWFSC Catalog and Student Handbook and as determined by the College Registrar. College prep, developmental, and upper division courses will not be included in determining GPA.

**Northwest Florida State College
Associate Degree Nursing Program
Fall Application**

(PLEASE DO NOT SUBMIT BEFORE February 1)

PERSONAL INFORMATION

NWFSC Student ID Number _____ Birthdate _____

Name _____
Last First Middle

Other Legal/Maiden Name(s) Under Which Records May Be Found _____

Address _____
Street City State Zip

Phone _____ College E-Mail _____

High School Graduate/GED? Yes ☐ If no, when do you expect to graduate? _____
No ☐

Note: You must be 18 years or older and have graduated from high school before Fall Nursing classes begin.

PLEASE CHECK THE PROGRAM TO WHICH YOU ARE APPLYING:

- ☐ **Associate Degree Nursing (RN)**
☐ I earned a bachelor's degree (B.A., B.A.S, B.S) prior to the application deadline.

Indicate degree, institution, and year obtained _____

- ☐ **LPN to RN Track**
☐ I have an active, unencumbered Florida Practical Nursing (PN) license (**submit a copy of your Florida PN license with this application**)
☐ I am eligible for a Florida PN license (hold a PN license in another state or am currently enrolled in a PN program). I understand that, if accepted, it will be provisional until a **copy of my FL PN license is submitted, which must happen no later than the first day of Spring classes.**

I certify that the information provided on this application is true and understand that reporting false information will result in my disqualification from the applicant pool and program.

Applicant Signature

Date

SUBMIT THE FORM ELECTRONICALLY BY March 1 by uploading it to the Information Session Post-Test at the link provided (copy and paste the link into your browser):

<https://forms.office.com/r/NPeUMv0vaN>

***You must be logged into your NWFSC student email in order to access the link.**

Applications received after the March 1 deadline will not be considered.

HESI Fundamentals Exam Information

The HESI Fundamentals exam is a computerized test that is made up of multiple choice questions. Expect questions on nursing basics and the nursing process, including assessment, diagnoses, planning, implementation, and evaluation. There will also be questions on safety, human growth and development, safety, and mobility.

IMPORTANT: The HESI Fundamentals exam may be taken twice during the current application cycle.

If you take the exam more than two times during the application cycle, only the scores from the first two exams will count towards your program application. No scores will be considered from previous cycles.

Study Material Suggestion: Study Guide for Fundamentals of Nursing 2nd Edition from Elsevier.

*It can be purchased on the Elsevier website or from Amazon.

Selection Points

For minimum eligibility: you must score a minimum conversion score of 75% on the exam.

Points for scores above 75% are awarded using the highest points earned (version 1 or version2). Please see the Selection Points System on page 3 of this application packet for specific details regarding how points are awarded.

To Schedule the HESI Fundamentals at the Niceville or Fort Walton Beach Campus or the Sikes Center in Crestview

- ❑ You must schedule an appointment with the Testing Center to take your exam by using their Online Scheduling System:
Register Blast
- ❑ The HESI Fundamentals exam is given at the Niceville Testing Center in Building 410 or the Sikes Center
- ❑ in Crestview You have four hours to complete the exam, so please allow yourself enough time to finish your test before closing. If you do not complete the exam before closing, you will not be allowed to return to finish the exam at a later date.
- ❑ Before arriving to take your exam, You **MUST** set up your Evolve account. (See information box below)
- ❑ The Testing Center will determine **which version of the exam** (version 1 or version2) you need to take **based on the current application cycle.**
- ❑ You must present a government-issued photo ID or NWFSC ID Card when you arrive at the Testing Center to take your exam.
- ❑ The testing fee plus Testing Center registration convenience fee must be paid at the time of registration. You must pay this fee each time you take the exam.

Exam versions:

- Even if you took the Fundamentals exam in the previous application cycle, you **MUST** take version 1 of the exam in the current cycle; you have the opportunity to take a second version within the current cycle.
- If you have taken the exam during the current application cycle in a different location (via Distance Testing or at another college other than NWF State College), be sure to communicate this with the Testing Center upon registration. Take version 2 of the exam here and contact Evolve to have your first exam scores sent to Tanya Beauregard at beauregt@nwfsc.edu.

If you have questions about how to register for the test, please contact the Testing Center:

Phone: (850) 729-6016

Email: testing@nwfsc.edu

Before Test Day

- **You MUST set up your Evolve account prior to arriving on testday.**
- To set up your Evolve account, click [here](#)
- After filling in your personal information you will be given your user name and password. Remember this in order to expedite your login on test day.

We cannot assist you in retrieving your user name and password at the time of the exam.
If you cannot remember this information, you will not be permitted to take the exam.

Things to Bring on Test Day

- Photo ID (such as Driver's License or Student ID)
 - Your username/password for your Evolve account (see above)
-

Test Results

- Your results should be available within 24 hours. You will receive an email with a link to your Evolve account to access your scores.
 - This E-Mail will be sent to the address you provided when you created your Evolve account.
 - If you take the HESI Exam at the Niceville Campus OR through using the NWFSC code if taken at a Prometrics Testing Center, your scores will be sent to the nursing department electronically.
-

Repeat Test

- You are only allowed two attempts to take the exam during the application cycle. If you take the exam more than two times during the application cycle, only the scores from the first two exams will count towards your program application.
- The highest score you earn on each individual component will be applied towards your points
- Only scores earned in the CURRENT application cycle will be considered

To Schedule a Test at Another Location (Distance Testing)

- If you live within the United States, you may take the exam at any Prometric Testing Center. The cost for the exam through Prometric is higher than on campus.
- First, you will follow the instructions on the next pages to create an account on [Evolve.Elsevier.com](https://evolve.elsevier.com) and request to schedule a Distance Exam.
- Once you receive your Eligibility notification email from Elsevier, you will be directed to schedule and pay for your exam via the Prometric website.
- To find an exam center near you visit [Prometric Elsevier](https://prometric.elsevier.com).
 - Click on "Locate"
 - Click on the dropdown menu on "Select a Test"
 - Scroll down and select "HESI Fundamentals Assessment Version 1" or "HESI Fundamentals Assessment Version 2", depending on whether this is the first time or second time you are taking the exam during the *current* admission cycle.
- Go to the testing center of choice, on the scheduled date and time, with your Evolve username & password, along with a valid government issued photo ID.

NORTHWEST FLORIDA STATE COLLEGE DISTANCE TESTING Department ID: 199193

IMPORTANT INFORMATION:

1. Do not use the school's department ID as your student ID when creating your student Evolve account.
2. The first and last name on your Evolve account must be the same as it appears on your government issued photo ID with signature (i.e. Driver's License or Passport). You will not be admitted into the testing lab if there is any discrepancy between what is listed on your Evolve student account and what is presented on your ID.
3. Your government issued ID must include your signature and a photo that resembles your current appearance to gain admittance into the testing center (your middle name/initial is not required).

You will receive an email Confirmation Notice indicating that you may schedule your exam. Please carefully review the information contained in your Confirmation Notice. If name is not correct, or has been changed, please contact [Prometric Elsevier](https://prometric.elsevier.com). Failure to do so could result in forfeiture of your testing appointment and associated fees.

PLEASE NOTE:

You will receive your Eligibility ID within 1-3 business days from receipt of your eligibility request. If you do not see the notification, please check your spam/junk folder.

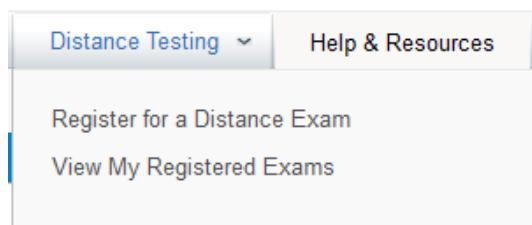
Distance Testing How to Guide

Registration Steps:

1. Create an Evolve Student Account at evolve.elsevier.com.
2. Log into your Evolve Student Account and click on the Student Access link.



3. Click the Distance Testing tab and select Register for a Distance Exam:



4. Enter your school's department ID and select your exam (Obtain the student informational document from your school, as it contains the school's department ID).
5. Confirm that your first and last name match your government-issued photo ID (driver's license or passport). Your ID must contain a photo and signature. Note: the testing center will not review your middle name or address when checking you into the center to take your exam.
6. You will receive an email within 1-3 business days with your eligibility ID and directions for scheduling and paying for your exam.
7. Please review all instructions on the Prometric website page titled Information Review:

Information Review

How to Become Eligible

Please contact your prospective school for eligibility instructions.

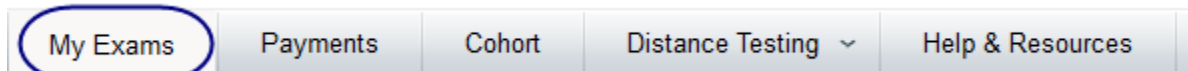
You will receive a Confirmation Notice indicating that you may schedule your exam. Please carefully review the information contained in your Confirmation Notice. If any of the information is incorrect or if the information has changed, please contact Elsevier Review and Testing in Houston at exameligibility@elsevier.com.

What to Bring to the Testing Center

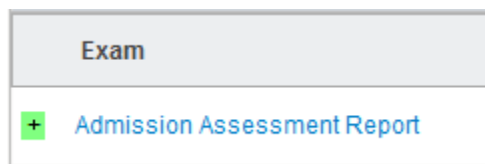
You will be required to present one valid, government-issued photo ID (e.g., driver's license or passport). The identification document must be in Latin characters and contain your photograph. All other personal items must be locked in a locker for test security purposes, so please limit what you bring to the testing center.

Testing Day:

1. What to bring: Valid government-issued photo ID (driver's license or passport), Evolve username & password. The proctor will be confirming that your signature and first & last name match your ID before you are allowed to enter the testing center and take the exam.
2. Breaks:
 - a. Candidates are free to take breaks as needed.
 - b. Do NOT click the exit button on your computer screen, as this will end your testing session and you will have to pay for another session.
 - c. Your break time will be part of your seat time.
 - d. Should you experience technical difficulties when testing, it is imperative that you collect a ticket from the testing proctor and contact Elsevier (800-950-2728).
3. Results:
 - a. You will be able to see your grades at the testing site, unless blocked by your institution.
 - b. Some testing sites may let you print the results.
 - c. You will have access to Admission Assessment results and online remediation within 72 hours of completing your exam by logging into your Evolve student account. All other exam types can take up to 21 business days.
 - d. Click on the My Exams tab to access your results



- e. Your Critical Thinking results will be on a separate report and can be accessed by clicking the plus sign by the Admission Assessment Report to list all modules taken. You will then click on the Critical Thinking link to access the report.





NORTHWEST FLORIDA STATE COLLEGE

Associate in Science in Nursing (RN) Curriculum

Semester	Course ID	Course Name	Credit Hours
Before Starting Nursing courses.	BSC 1085C	Human Anatomy & Physiology I	4
	ENC 1101	English Composition I	3
	(MAC 1105 , STA 2023, MAC 2311, MGF 1106, or MGF 1107)	College Level Math	3
		TOTAL	10
		LPN COHORT MUST HAVE A&P 1 and 2 Completed To Start in Semester 2	
Semester 1	BSC 1086C	Human Anatomy & Physiology II	4
	HUN 2201	Nutrition	3
	NUR 1021C	Nursing Process I	6
	NUR 1021L	Nursing Process I Clinical Experience	4
		Pharmacologic Principles in Nursing I	1
		TOTAL	18
		LPN Cohort must take Nutrition by the End of Semester 4	
Semester 2	DEP 2004	Human Growth & Development	3
	HUM _____	Humanities Elective+	3
	NUR 1231C	Nursing Process II	5
	NUR 1750L	Nursing Process II Clinical Experience	4
	NUR 1142	Pharmacologic Principles in Nursing II	1
		TOTAL	16
Semester 3	MCB 2010C	Microbiology	4
	NUR 2233C	Nursing Process III	6
	NUR 2233L	Nursing Process III Clinical Experience	4
		TOTAL	14
Semester 4	POS1041 or AMH2020	American Government or American History II*	3
	NUR 2241C	Nursing Process IV	5
	NUR 2241L	Nursing Process IV Clinical Experience	3
	NUR 2811L	Nursing Clinical Practicum	3
		TOTAL	14
TOTAL HOURS			72

+Be sure to take a "Core" Humanities course that incorporates the Oral Communication component which satisfies the program's

"Speaking-Across-the-Curriculum" requirement. If you have a previous bachelor's degree, you have met this requirement.

***New requirement replacing Psychology/Sociology starting Fall 2022. Must pass the Florida Civic Literacy Exam (FCLE)**

Northwest Florida State College
LPN to RN Track Program Estimated Expenses
(including all general education courses)

NWFSC Nursing Program Expenses	Semester 1 14 Credit Hours	Semester 2 16 credit hours	Semester 3 17 credit hours	Semester 4 14 credit hours	Total
Florida Residents: 61 credit hours @ \$104.12 credit hour***	\$1,457.68	\$1,665.92	\$1,770.04	\$1,457.68	\$6,351.32
Non-Florida Residents: 61 credit hours @ \$398.02 credit hour***	\$5,572.28	\$6,368.32	\$6,766.34	\$5,572.28	\$24,279.22
Textbooks (Approximate per year)	**	\$725.00	\$150.00		\$875.00
Computer Tablet Required for Class and Clinicals		\$250.00			\$250.00
eLearning tools (Nursing Central & SimChart)		\$114.00	\$114.00	\$114.00	\$342.00
Lab Skills Kit (Approximate per year, paid as part of registration fee)		\$185.00	\$160.00	\$70.00	\$415.00
Laboratory Fees (Approximate per year, paid as part of registration fees)		\$107.00	\$107.00	\$92.00	\$306.00
Standardized Testing Fees (Paid as part of registration fees)		\$150.00	\$150.00	\$150.00	\$450.00
Clinical Laboratory Attire		\$350.00			\$350.00
General college fees (Student ID, online/hybrid course fee)		\$24.00	\$15.00	\$15.00	\$54.00
Criminal Background and Drug Testing		\$150.00			\$150.00
Physical Examination & Immunizations (may vary due to student's personal health insurance carrier)		\$350.00			\$350.00
Adult, Infant, Child CPR and AED Training		\$50.00			\$50.00
Licensure Examination (NCLEX-RN), Licensure, & Fingerprinting Fees)				\$410.00	\$410.00
*Estimated Costs for Florida Resident	\$1,457.68	\$4,120.92	\$2,466.04	\$2,308.68	\$10,353.32
*Estimated Costs for Non-Florida Residents#	\$5,572.28	\$8,823.32	\$7,462.34	\$6,423.28	\$28,281.22

ALL FEES ARE ESTIMATES AND ARE SUBJECT TO CHANGE WITHOUT NOTICE.

*Fees for classes reflect the tuition effective Fall 2019.

** Fees and textbook costs for general education classes are not included due to varying nature of the courses.

***Tuition costs include general education classes required for the ASN degree. Students may have completed some or all of the general education courses prior to acceptance into the program.

Present this chart to your financial aid adviser or donor for verification of estimated nursing program costs.

*#Alabama In-State Fees: Alabama residents qualify for in-state fees at NWFSC plus a \$1.00 per credit hour border state fee.