

# **NWF State College, Associate Degree Radiography Program**

## **PROGRAM EFFECTIVENESS DATA**

### **Radiography Program Mission**

The mission of the radiography program is to prepare students to become competent, registry eligible, entry-level radiographers who are able to function efficiently within the healthcare community.

### **Radiography Program Goals and Student Learning Outcomes.**

The Radiography Program has four major program goals and four program outcomes. Each program goal identifies specific student learning outcomes. The goals and the outcomes are:

#### **Goal 1: Students will demonstrate clinical competency.**

Student Learning Outcomes

1. Students will critique images to determine diagnostic quality.
2. Students will utilize radiation protection

#### **Goal 2: Students will demonstrate communication skills.**

Student Learning Outcomes

3. Students will demonstrate written communication skills.
4. Students will demonstrate oral communication skills.

#### **Goal 3: Students will demonstrate critical thinking skills.**

Student Learning Outcomes

5. Students will adapt standard procedures for non-routine patients.
6. Students will properly sequence non-routine exams.

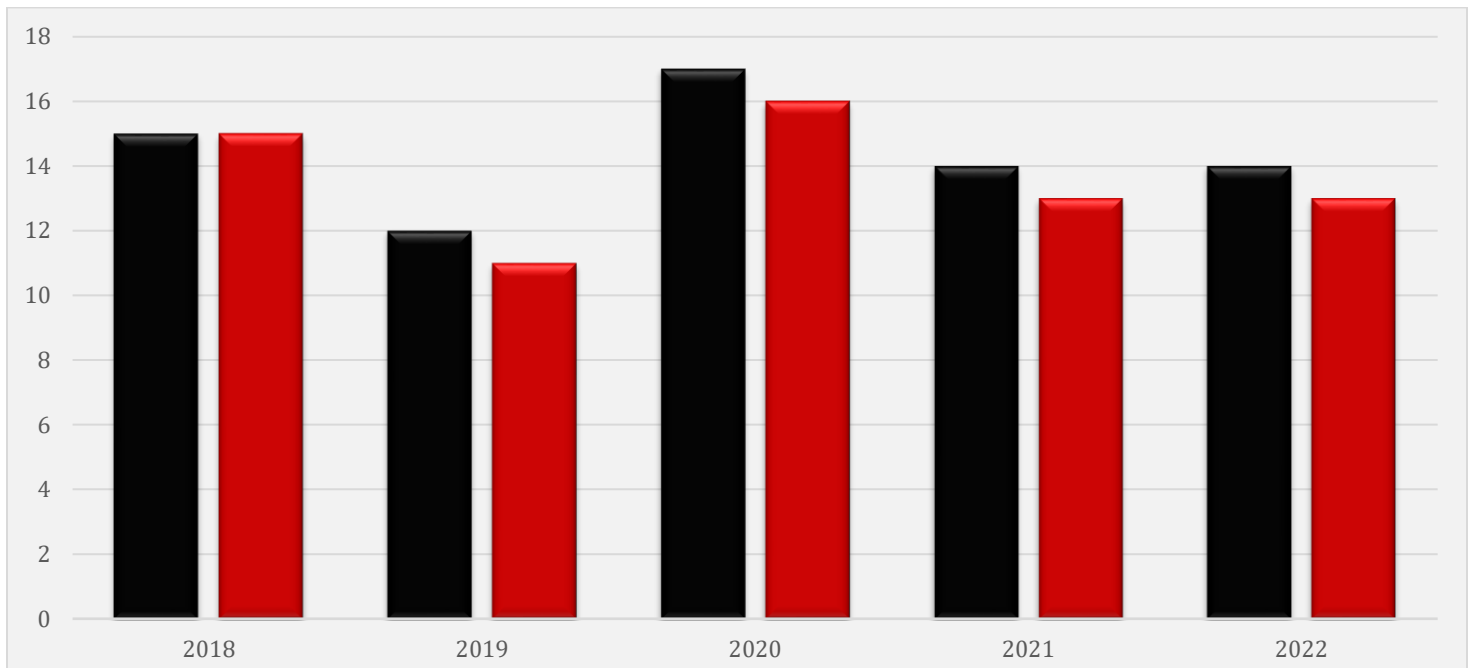
**Radiography Program Outcomes:** The Program will continuously monitor the ARRT exam pass rates, job placement rates, completion rates, and program satisfaction.

*Please see Radiography Student Handbook for additional details.*

# NWF State College, Associate Degree Radiography Program

## PROGRAM EFFECTIVENESS DATA

### CREDENTIALING EXAMINATION PASS RATE:



CLASS	# OF GRADUATES TAKING THE ARRT EXAM	# OF GRADUATES PASSING THE ARRT EXAM ON THE 1ST ATTEMPT	% OF GRADUATES PASSING THE ARRT EXAM ON THE 1ST ATTEMPT
Class of 2018	15	15	100%
Class of 2019	12	11	92%
Class of 2020	17	16	94%
Class of 2021	14	13	93%
Class of 2022	14	13	93%

**5-YEAR AVERAGE 94%**

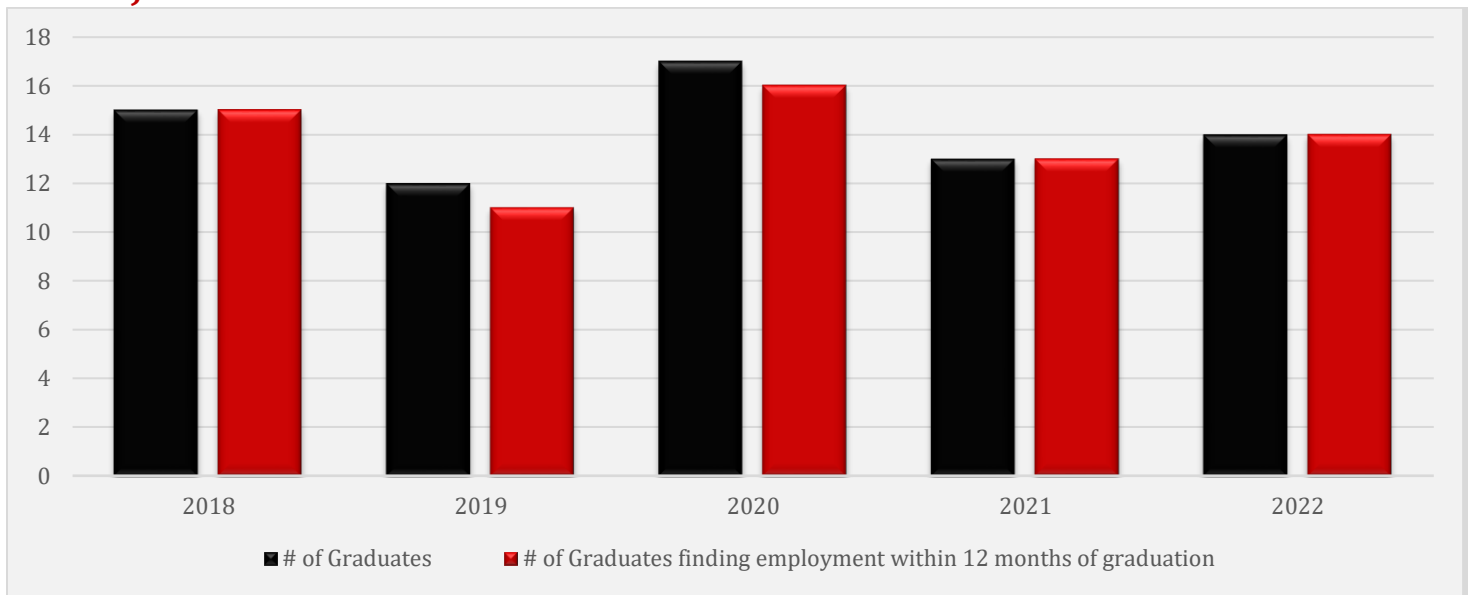
The **Credentialing Examination Pass Rate** is defined as the number of students who pass, on the first attempt, the American Registry of Radiologic Technologists (ARRT) certification examination compared with the number of graduates who take the examination within six months of graduation.

**DATA ANALYSIS:** The National Comparison Report generated by the ARRT for first attempt registry candidates was 89% nationwide, while NWFSC reported a 95.7% pass rate within the 2017-2021 reporting period. The Programs pass rate was higher than the national average by a substantial margin, in addition to surpassing the Program benchmarks evaluated for annual improvement.

# NWF State College, Associate Degree Radiography Program

## PROGRAM EFFECTIVENESS DATA

### JOB PLACEMENT RATE 12 MONTHS AFTER GRADUATION



CLASS	# OF GRADUATES	# OF GRADUATES FINDING EMPLOYMENT WITHIN 12 MONTHS OF GRADUATION	% JOB PLACEMENT
Class of 2018	15	15	100%
Class of 2019	12	11	92%
Class of 2020	17	16	94%
Class of 2021	14	14	100%
Class of 2022	14	14	100%

**5-YEAR AVERAGE: 97 %**

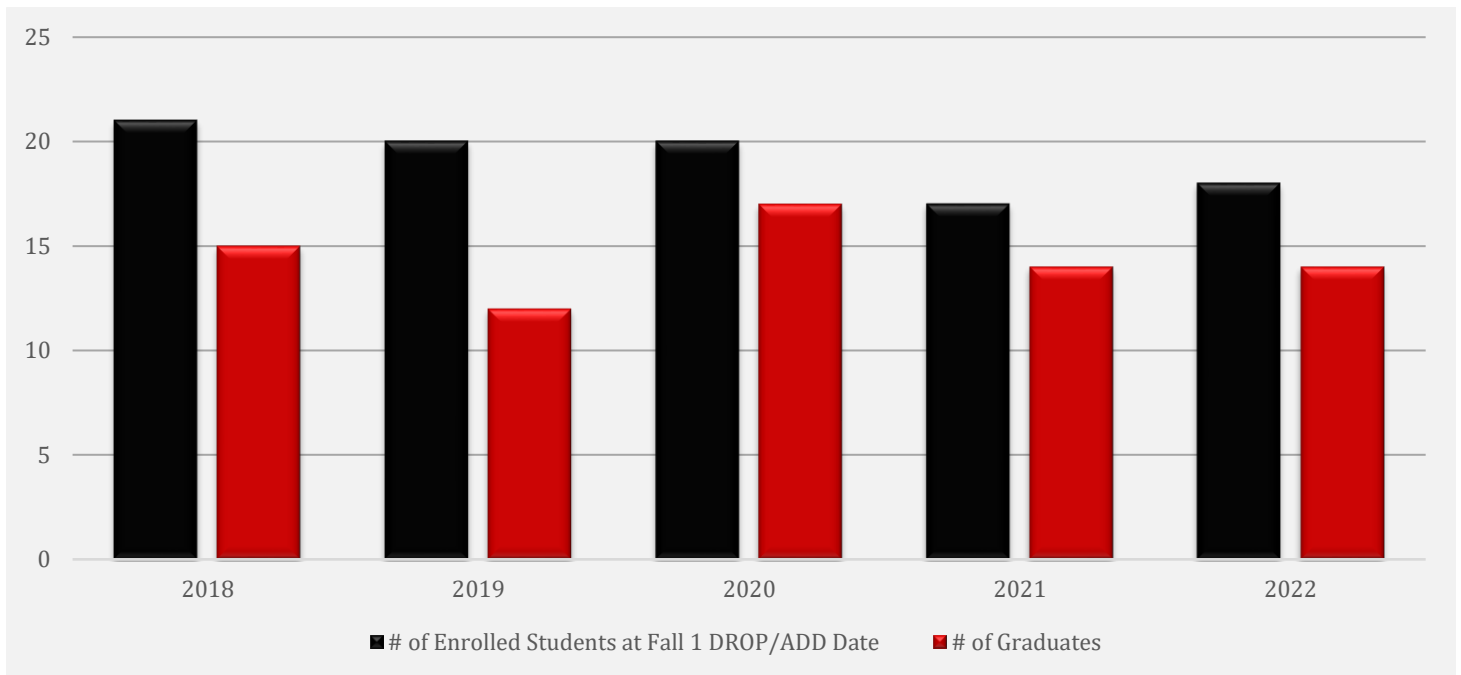
**Job Placement rate** is defined as the number of graduates employed in the radiologic sciences compared to the number of graduates actively seeking employment in the radiologic sciences. The JRCERT has defined not actively seeking employment as: 1) graduate fails to communicate with program officials regarding employment status after multiple attempts, 2) graduate is unwilling to seek employment that requires relocation, 3) graduate is unwilling to accept employment due to salary or hours, 4) graduate is on active duty, and/or 5) graduate is continuing education.

**DATA ANALYSIS:** The Program benchmark for annual improvement for job placement within 1 year is 75%. The Program surpasses this benchmark due to high involvement with our communities of interest, including but not limited to an active Advisory Committee, support from the institution, as well as hiring adjunct faculty who are active members of the career field.

# NWF State College, Associate Degree Radiography Program

## PROGRAM EFFECTIVENESS DATA

### ANNUAL COMPLETION RATE



\*Data reflects number of students enrolled at FALL I ADD/DROP DATE.

†Data reflects number of students who completed and graduated the Program.

CLASS	# OF STUDENTS ENROLLED AT FALL I ADD/DROP	# OF STUDENTS GRADUATING	% COMPLETION
Class of 2018	21	15	71%
Class of 2019	20	12	60%
Class of 2020	20	17	85%
Class of 2021	17	14	82%
Class of 2022	18	14	78%

**NOTE:** Student may be readmitted into the next cohort if the student is in good standing.

**5-YEAR AVERAGE: 75%**

**Program Completion Rate** is defined as the number of students who complete the program within 150% of the stated program length. The program must establish a benchmark for its program completion rate. This benchmark is set at 60%. This data is updated annually and is submitted as part of the Radiography Program's application and then annual report to the Joint Review Committee on Education in Radiologic Technology (JRCERT) 20 N. Wacker Drive, Suite 2850, Chicago Illinois 60606-3182, available at [www.jrcert.org](http://www.jrcert.org), Phone: (312) 704-5300, Fax: (312) 704-5304.

# NWF State College, Associate Degree Radiography Program

## PROGRAM EFFECTIVENESS DATA

**DATA ANALYSIS:** The Program benchmark for completion rate is 60%. However, the completion rate average for 2013-2017 is substantially lower at 65%. Many contributing factors to the high attrition rate have been identified:

1. **ACADEMIC:** Student received a failing grade in coursework which led to dismissal from the program.
2. **MILITARY:** Student or student family received military orders to relocate while in the program and lead to voluntary student-driven withdrawal from the program.
3. **PERSONAL:** Student elected to withdraw from program due to personal reasons, including other academic and employment opportunities, a lack of interest in the Radiography field, or other family requirements.
4. **OTHER:** Student was dismissed from program due to Code of Conduct Violations, behavioral issues and/or in the event of excessive critical incidents.

**RECTIFYING LOW ATTRITITION RATE:** To mitigate the negative impact to the student, college, and communities of interest regarding the increasing attrition rate, the Program introduced the following:

1. **Free Radiographic Tutors (2014-Present):** Tutors are primarily 2<sup>nd</sup> year or graduate students who assist all radiography students with their didactic studies and are available typically 10 hours a week.
2. **Six (6) semester Program: (2016 – present):** The Program reformatted the curriculum to allow students to apply and complete all coursework associated with gaining an associate of science in radiography, including all general education requirements. In addition, students may qualify for financial aid due to the full-time curriculum now established with general education requirements built directly alongside the program of study. The core curriculum remains five (5) total semesters.
3. **Added several new adjunct faculty members (2016-present):** The Program added two additional adjunct faculty members (clinical instructors) who oversee day to day student clinical skills and assessments, in addition to assisting in the lab demonstrations and other programmatic goals. All Program adjunct faculty members are employees at the main facility at which they are assigned in order to uphold the educational goals of the students and program.
4. **Adjusted teaching styles: (2019-present)** The students in the Radiography Program regularly have teach-back sessions assigned to them to strengthen difficult concepts. The program also introduced more “games” such as those included in specific software, Kahoot, and quiz-bowls.

## REQUIRED JRCERT DOCUMENTATION

**Institution Name:** Northwest Florida State College  
**Program Type:** Radiography  
**Degree Type:** AS

### Program Effectiveness Data

The following is the most current program effectiveness data. Our programmatic accreditation agency, the Joint Review Committee on Education in Radiologic Technology (JRCERT), defines and publishes this information. [Click here](#) to go directly to the JRCERT webpage.

**Credentialing Examination:** The number of students who pass, on the first attempt, the American Registry of Radiologic Technologists (ARRT) certification examination, or an unrestricted state licensing examination, compared with the number of graduates who take the examination within six months of graduation. The five-year average benchmark established by the JRCERT is 75%.

Credentialing Examination Rate	Number passed on 1 <sup>st</sup> attempt divided by number attempted within 6 months of graduation
Year	Results
Year 1 - 2022	13 of 14 - 93%
Year 2 - 2021	13 of 14 - 93%
Year 3 - 2020	16 of 17 - 94%
Year 4 - 2019	11 of 12 - 92%
Year 5 - 2018	15 of 15 - 100%
<b>Program 5-Year Average</b>	<b>68 of 72 - 94%</b>

**Job Placement:** The number of graduates employed in the radiologic sciences compared to the number of graduates actively seeking employment in the radiologic sciences within twelve months of graduating. The five-year average benchmark established by the JRCERT is 75%.

Job Placement Rate	Number employed divided by number actively seeking employment within 12 months of graduation
Year	Results
Year 1 - 2022	14 of 14 - 100%
Year 2 - 2021	14 of 14 - 100%
Year 3 - 2020	16 of 17 - 94%
Year 4 - 2019	11 of 12 - 92%
Year 5 - 2018	15 of 15 - 100%
<b>Program 5-Year Average</b>	<b>97%</b>

**Program Completion:** The number of students who complete the program within the stated program length. The annual benchmark established by the program is 60%.

Program Completion Rate	Number graduated divided by number started the program
Year	Results
Year 1 - 2022	14 of 18
<b>Annual Completion Rate</b>	<b>78%</b>